

[查询RM50D2Z-40供应商](#)

[捷多邦, 专业PCB打样工厂, 24小时加急出货](#)

MITSUBISHI DIODE MODULES

RM50D2Z-40

HIGH VOLTAGE MEDIUM POWER GENERAL USE
INSULATED TYPE

RM50D2Z-40



- **IF(AV)** Average forward current **50A**
- **VRRM** Repetitive peak reverse voltage **2000V**
- **DOUBLE ARMS**
- **Insulated Type**
- **UL Recognized**

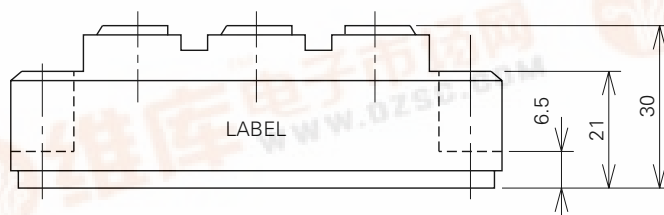
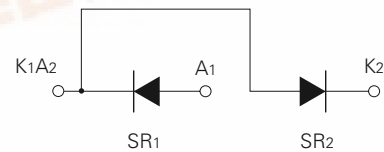
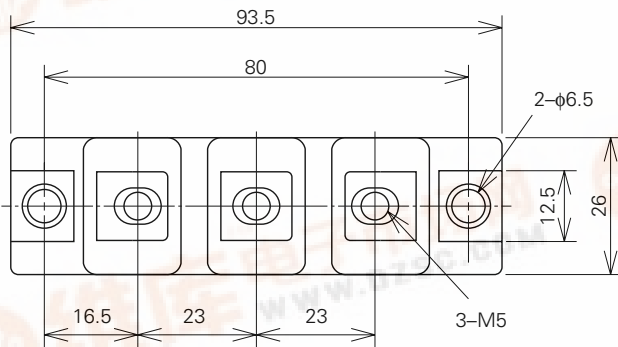
Yellow Card No. E80276 (N)
File No. E80271

APPLICATION

AC motor controllers, DC motor controllers, Battery DC power supplies,
DC power supplies for control panels, and other general DC power equipment

OUTLINE DRAWING & CIRCUIT DIAGRAM

Dimensions in mm



RM50D2Z-40

**HIGH VOLTAGE MEDIUM POWER GENERAL USE
INSULATED TYPE**

ABSOLUTE MAXIMUM RATINGS

Symbol	Parameter	Voltage class	Unit
		40	
VRRM	Repetitive peak reverse voltage	2000	V
VFSM	Non-repetitive peak reverse voltage	2100	V
VR (DC)	Reverse DC voltage	1600	V

Symbol	Parameter	Conditions	Ratings	Unit
IF (RMS)	RMS forward current		78	A
IF (AV)	Average forward current	Single-phase, half-wave 180° conduction, Tc=86°C	50	A
IFSM	Surge (non-repetitive) forward current	One half cycle at 60Hz, peak value	1000	A
I ² t	I ² t for fusing	Value for one cycle of surge current	4.2 × 10 ³	A ² s
f	Maximum operating frequency		1000	Hz
T _j	Junction temperature		-40~+125	°C
T _{stg}	Storage temperature		-40~+125	°C
Viso	Isolation voltage	Charged part to case	3000	V
—	Mounting torque	Main terminal screw M5	1.47~1.96	N·m
			15~20	kg·cm
		Mounting screw M6	1.96~2.94	N·m
			20~30	kg·cm
—	Weight	Typical value	160	g

ELECTRICAL CHARACTERISTICS

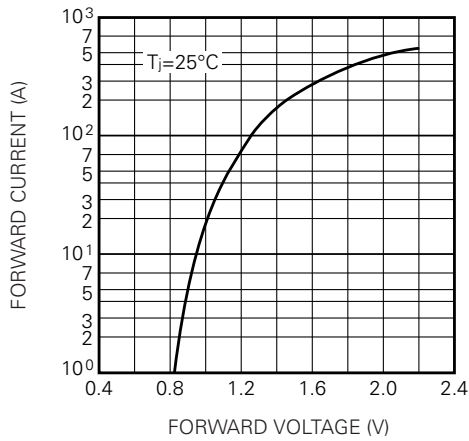
Symbol	Parameter	Test conditions	Limits			Unit
			Min.	Typ.	Max.	
I _{RRM}	Repetitive reverse current	T _j =125°C, V _{RRM} applied	—	—	15	mA
V _{FM}	Forward voltage	T _j =25°C, I _{FM} =150A, instantaneous meas.	—	—	1.35	V
R _{th (j-c)}	Thermal resistance	Junction to case (per 1/2 module)	—	—	0.6	°C/W
R _{th (c-f)}	Contact thermal resistance	Case to fin, conductive grease applied (per 1/2 module)	—	—	0.2	°C/W
—	Insulation resistance	Measured with a 500V megohmmeter between main terminal and case	10	—	—	MΩ

RM50D2Z-40

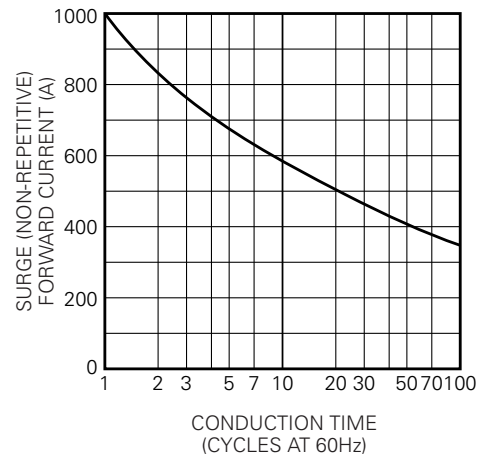
HIGH VOLTAGE MEDIUM POWER GENERAL USE
INSULATED TYPE

PERFORMANCE CURVES

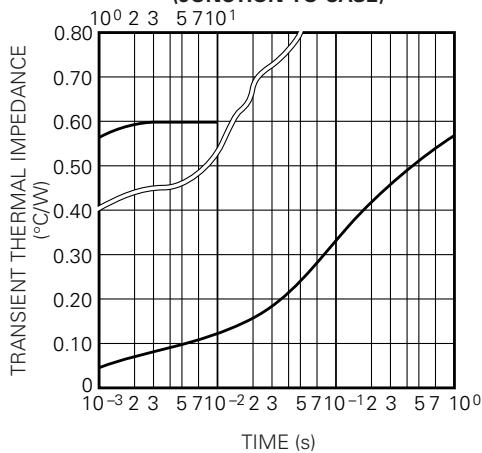
MAXIMUM FORWARD CHARACTERISTIC



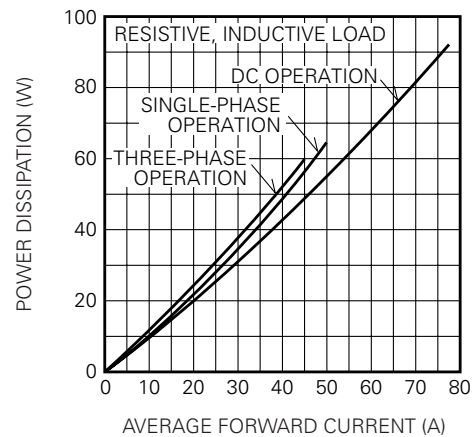
ALLOWABLE SURGE (NON-REPETITIVE) FORWARD CURRENT



MAXIMUM TRANSIENT THERMAL IMPEDANCE (JUNCTION TO CASE)



MAXIMUM POWER DISSIPATION



ALLOWABLE CASE TEMPERATURE VS. AVERAGE FORWARD CURRENT

