

TOSHIBA Transistor Silicon NPN Epitaxial Type (PCT Process)

RN5003

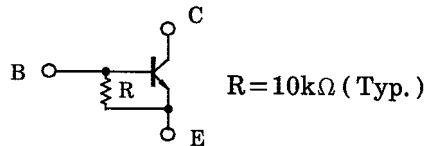
Motor Drive Circuit Applications

Power Amplifier Applications

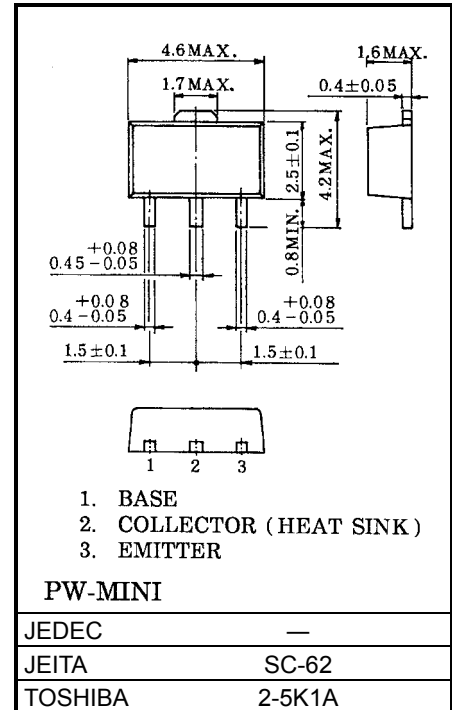
Power Switching Applications

- With built-in bias resistors
- Simplify circuit design
- Reduce a quantity of parts and manufacturing process
- Small flat package
- $P_C = 1\sim 2W$ (mounted on ceramic substrate)
- Complementary to RN6003

Equivalent Circuit



Unit: mm



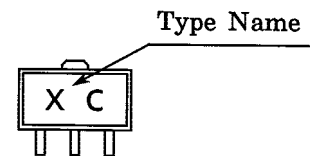
Weight: 0.05g (typ.)

Maximum Ratings ($T_a = 25^\circ C$)

Characteristic	Symbol	Rating	Unit
Collector-base voltage	V_{CBO}	30	V
Collector-emitter voltage	V_{CEO}	30	V
Emitter-base voltage	V_{EBO}	5	V
Collector current	I_C	2	A
Base current	I_B	0.4	A
Collector power dissipation	P_C	500	mW
Collector power dissipation	P_C^*	1000	mW
Junction temperature	T_j	150	$^\circ C$
Storage temperature range	T_{stg}	-55~150	$^\circ C$

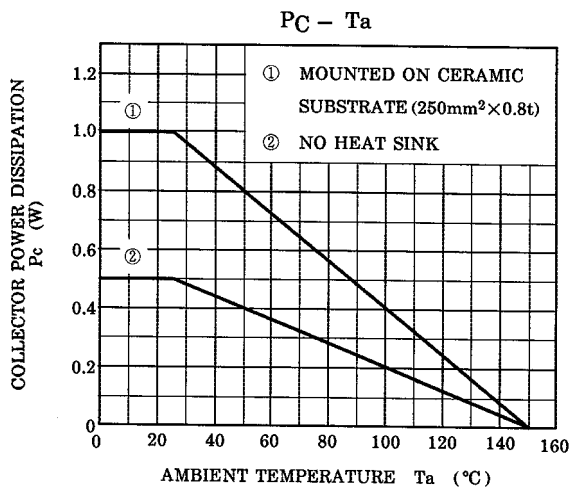
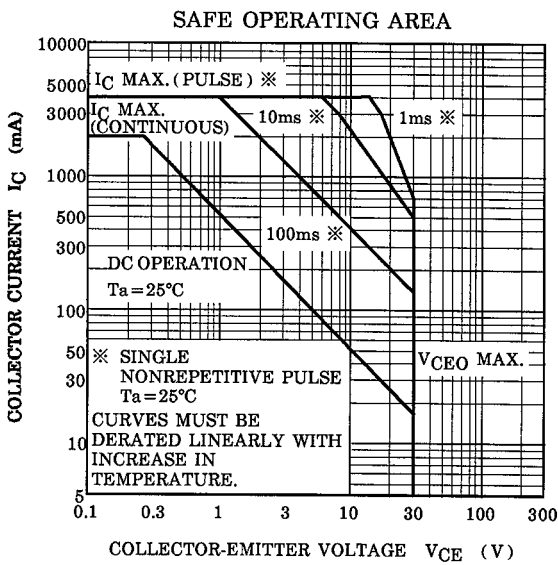
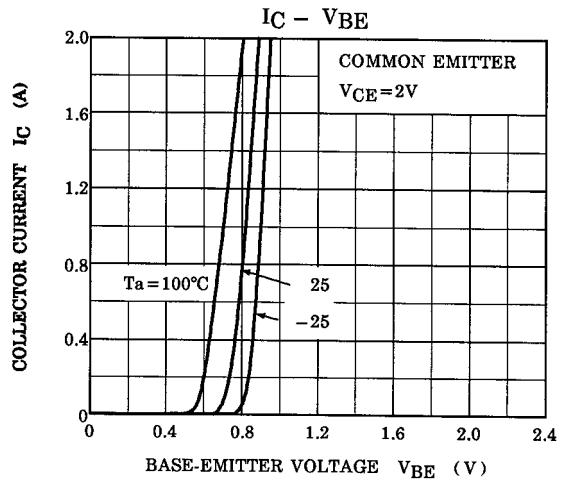
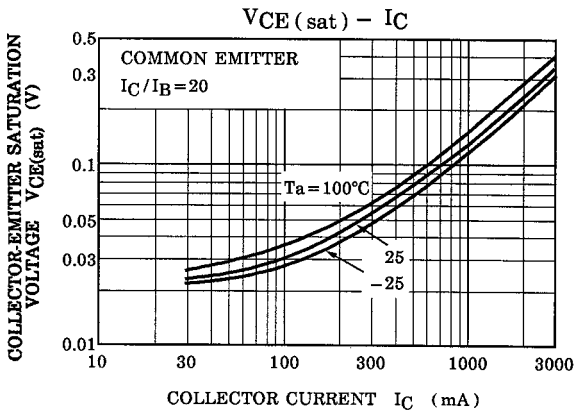
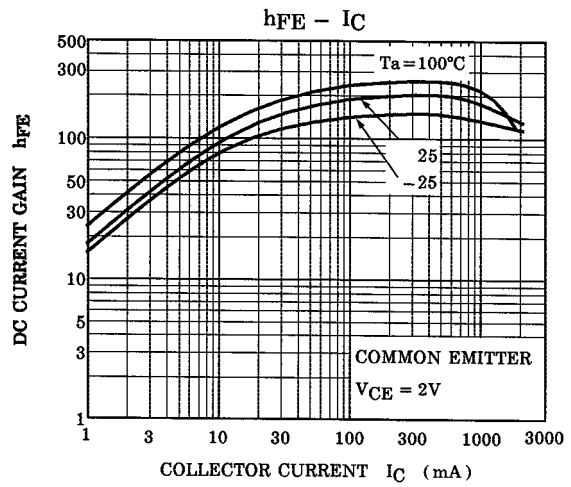
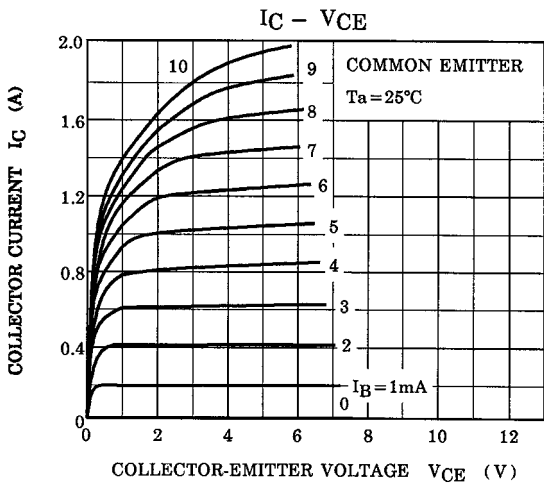
* : Mounted on ceramic substrate ($250mm^2 \times 0.8t$)

Marking



Electrical Characteristics (Ta = 25°C)

Characteristic	Symbol	Test Circuit	Test Condition	Min	Typ.	Max	Unit
Collector cut-off current	I_{CBO}	—	$V_{CB} = 30V, I_E = 0$	—	—	0.1	μA
Emitter cut-off current	I_{EBO}	—	$V_{EB} = 5V, I_C = 0$	0.385	0.50	0.714	mA
Collector-emitter breakdown voltage	$V_{(BR)CES}$	—	$I_C = 10mA$	30	—	—	V
DC current gain	$h_{FE} (1)$	—	$V_{CE} = 2V, I_C = 0.5A$	100	—	400	—
	$h_{FE} (2)$		$V_{CE} = 2V, I_C = 2.0A$	30	—	—	
Collector-emitter saturation voltage	$V_{CE(sat)}$	—	$I_C = 1A, I_B = 0.05A$	—	—	0.5	V
Base-emitter saturation voltage	$V_{BE(sat)}$	—	$I_C = 1A, I_B = 0.05A$	—	—	1.2	V
Transition frequency	f_T	—	$V_{CE} = 2V, I_C = 0.5A$	—	120	—	MHz
Collector output capacitance	C_{ob}	—	$V_{CB} = 10V, I_E = 0, f = 1 MHz$	—	40	—	pF
Resistor	R	—	—	7	10	13	k Ω



RESTRICTIONS ON PRODUCT USE

000707EAA

- TOSHIBA is continually working to improve the quality and reliability of its products. Nevertheless, semiconductor devices in general can malfunction or fail due to their inherent electrical sensitivity and vulnerability to physical stress. It is the responsibility of the buyer, when utilizing TOSHIBA products, to comply with the standards of safety in making a safe design for the entire system, and to avoid situations in which a malfunction or failure of such TOSHIBA products could cause loss of human life, bodily injury or damage to property.
In developing your designs, please ensure that TOSHIBA products are used within specified operating ranges as set forth in the most recent TOSHIBA products specifications. Also, please keep in mind the precautions and conditions set forth in the "Handling Guide for Semiconductor Devices," or "TOSHIBA Semiconductor Reliability Handbook" etc..
- The TOSHIBA products listed in this document are intended for usage in general electronics applications (computer, personal equipment, office equipment, measuring equipment, industrial robotics, domestic appliances, etc.). These TOSHIBA products are neither intended nor warranted for usage in equipment that requires extraordinarily high quality and/or reliability or a malfunction or failure of which may cause loss of human life or bodily injury ("Unintended Usage"). Unintended Usage include atomic energy control instruments, airplane or spaceship instruments, transportation instruments, traffic signal instruments, combustion control instruments, medical instruments, all types of safety devices, etc.. Unintended Usage of TOSHIBA products listed in this document shall be made at the customer's own risk.
- The information contained herein is presented only as a guide for the applications of our products. No responsibility is assumed by TOSHIBA CORPORATION for any infringements of intellectual property or other rights of the third parties which may result from its use. No license is granted by implication or otherwise under any intellectual property or other rights of TOSHIBA CORPORATION or others.
- The information contained herein is subject to change without notice.

Copyright Each Manufacturing Company.

All Datasheets cannot be modified without permission.

This datasheet has been download from :

www.AllDataSheet.com

100% Free DataSheet Search Site.

Free Download.

No Register.

Fast Search System.

www.AllDataSheet.com