


ECONOLINE - DC/DC-Converter

RSS / RSD Series, 1 Watt, SMD (Single & Dual Output)

RECOM

Features

- 1kVDC Isolation
- Efficiency to 78%
- Power Density 1.8W/cm³
- UL 94V-0 Package Material
- Toroidal Magnetics
- Internal SMD Construction

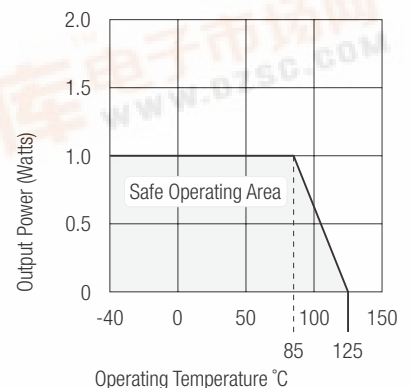


Selection Guide

Part Number SMD	Input Voltage (VDC)	Output Voltage (VDC)	Output Current (mA)	Efficiency (%)
RSS-XX1.8	1.8, 3.3, 5, 9, 12, 15, 24	1.8	555	70
RSS-XX3.3	1.8, 3.3, 5, 9, 12, 15, 24	3.3	303	75
RSS-XX05	1.8, 3.3, 5, 9, 12, 15, 24	5	200	70-78
RSS-XX09	1.8, 3.3, 5, 9, 12, 15, 24	9	111	70-78
RSS-XX12	1.8, 3.3, 5, 9, 12, 15, 24	12	84	78-82
RSS-XX15	1.8, 3.3, 5, 9, 12, 15, 24	15	66	80-84
RSS-XX24	1.8, 3.3, 5, 9, 12, 15, 24	24	42	74-85
RSD-XX1.8	1.8, 3.3, 5, 9, 12, 15, 24	±1.8	±278	70
RSD-XX3.3	1.8, 3.3, 5, 9, 12, 15, 24	±3.3	±152	70
RSD-XX05	1.8, 3.3, 5, 9, 12, 15, 24	±5	±100	70-78
RSD-XX09	1.8, 3.3, 5, 9, 12, 15, 24	±9	±56	75-80
RSD-XX12	1.8, 3.3, 5, 9, 12, 15, 24	±12	±42	78-84
RSD-XX15	1.8, 3.3, 5, 9, 12, 15, 24	±15	±33	80-84
RSD-XX24	1.8, 3.3, 5, 9, 12, 15, 24	±24	±21	80-84

Specifications (Core Operating Area) and Operating Temperature / Derating-Graph

Input Voltage	±10%	
Input Filter	Capacitor Type	
Output Voltage Accuracy	±5%	
Line Voltage Regulation	1,2%/1% V Input	
Load Voltage Regulation (10% to 100% full load)	1.8V, 3.3V output types 5V output type 9V, 12V, 15V, 24V output types	20% max. 15% max. 10% max.
Ripple and Noise (20MHz limited)	100mVp-p max.	
Efficiency at Full Load	70% min.	
Isolation Voltage	1.000VDC min.	
Isolation Resistance (Viso = 500VDC)	10 GΩ min.	
Isolation Capacitance	15pF min./70pF max.	
Short Circuit Protection	1 Second	
Switching Frequency at Full Load	100kHz typ.	
Operating Temperature	-40°C to +85°C* (see Graph)	
Storage Temperature	-55°C to +125°	
Package Weight	Single output types	1.5g
	Double output types	2.2g



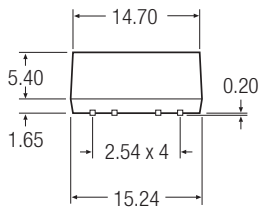

ECONOLINE - DC/DC-Converter

RSS / RSD Series, 1 Watt, SMD (Single & Dual Output)

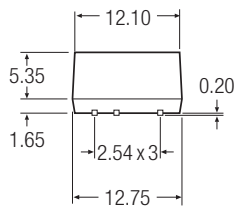
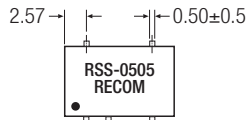
RECOM

Package Style and Pinning (mm)

Dual SMD Package



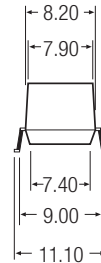
Single SMD Package



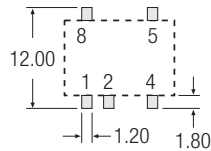
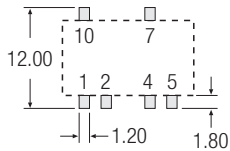
Pin Connections

Pin #	Single	Dual
1	-Vin	-Vin
2	+Vin	+Vin
4	-Vout	Com
5	+Vout	-Vout
7	No Pin	+Vout
8	NC	No Pin
10	No Pin	NC

NC = No Connection



Recommended Footprint Details



XX.X ± 0.5 mm
XX.XX ± 0.25 mm