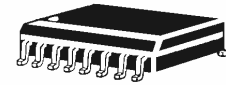




8700 E. Thomas Road
Scottsdale, AZ 85251
(480) 941-6300

S16-4148
And
S16-4150
Switching Diode Array



FEATURES

- 8 Isolated lines
- Standard SOIC 16 pin Surface Mount Package
- UL 94V-0 Flammability Classification

MECHANICAL

- Molded SOIC 16 Pin
- Weight: 2.5 grams (approximate)
- Marking: Logo, device number, date code
- Pin #1 defined by DOT on top of package
- 8 Pin pairs

MAXIMUM RATINGS

- Operating Temperatures: -55°C to +150°C
- Storage Temperature: -55°C to +150°C
- Forward Surge Current: 2.0Amps (8.3 mSec)

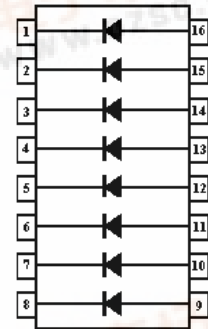
PACKAGING

- Carrier tubes 25 per (standard)

ELECTRICAL CHARACTERISTICS PER LINE

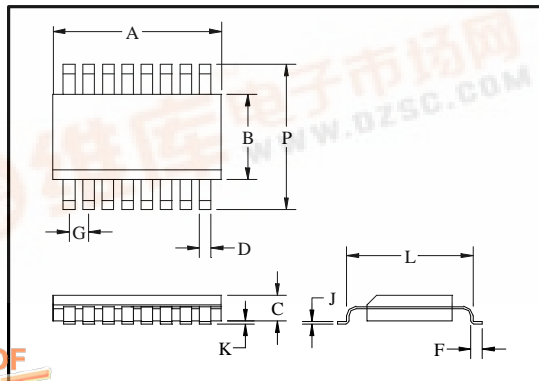
Characteristics @ 25°C Unless otherwise specified

CIRCUIT DIAGRAM



Part Number	V _{br} @ I _{br} = 100µA V		I _r +25°C µA V		I _r 150°C µA V		CAP @ 0 V pF MAX	t _{rr} (nS) MAX
	MIN	MAX	MAX	@ V _r	MAX	@ V _r		
S16-4148	100		.025 .100	20 50	50 100	20 50	4.0	5.0
S16-4150	75		.500	75	100	75	2.5	4.0

Part Number	V _f @ I _f = 1.0mA V		V _f @ I _f = 10mA V		V _f @ I _f = 50mA V		V _f @ I _f = 100mA V		V _f @ I _f = 200mA V	
	MIN	MAX	MIN	MAX	MIN	MAX	MIN	MAX	MIN	MAX
S16-4148	-----	-----	-----	1.00	-----	-----	-----	1.20	-----	-----
S16-4150	0.54	0.62	0.66	0.74	0.76	0.86	0.82	0.92	0.87	1.00



DIM	INCHES		MILLIMETERS	
	MIN	MAX	MIN	MAX
A	0.358	0.398	9.09	10.10
B	0.150	0.158	3.81	4.01
C	0.053	0.069	1.35	1.75
D	0.011	0.021	0.28	0.53
F	0.016	0.050	0.41	1.27
G	0.050 BSC		1.27 BSC	
J	0.006	0.010	0.15	0.25
K	0.004	0.010	0.10	0.20
L	0.189	0.206	4.80	5.23
P	0.228	0.244	5.79	6.19

