



SBT2222AUF

NPN Silicon Transistor

Descriptions

- General purpose application
- Switching application

Features

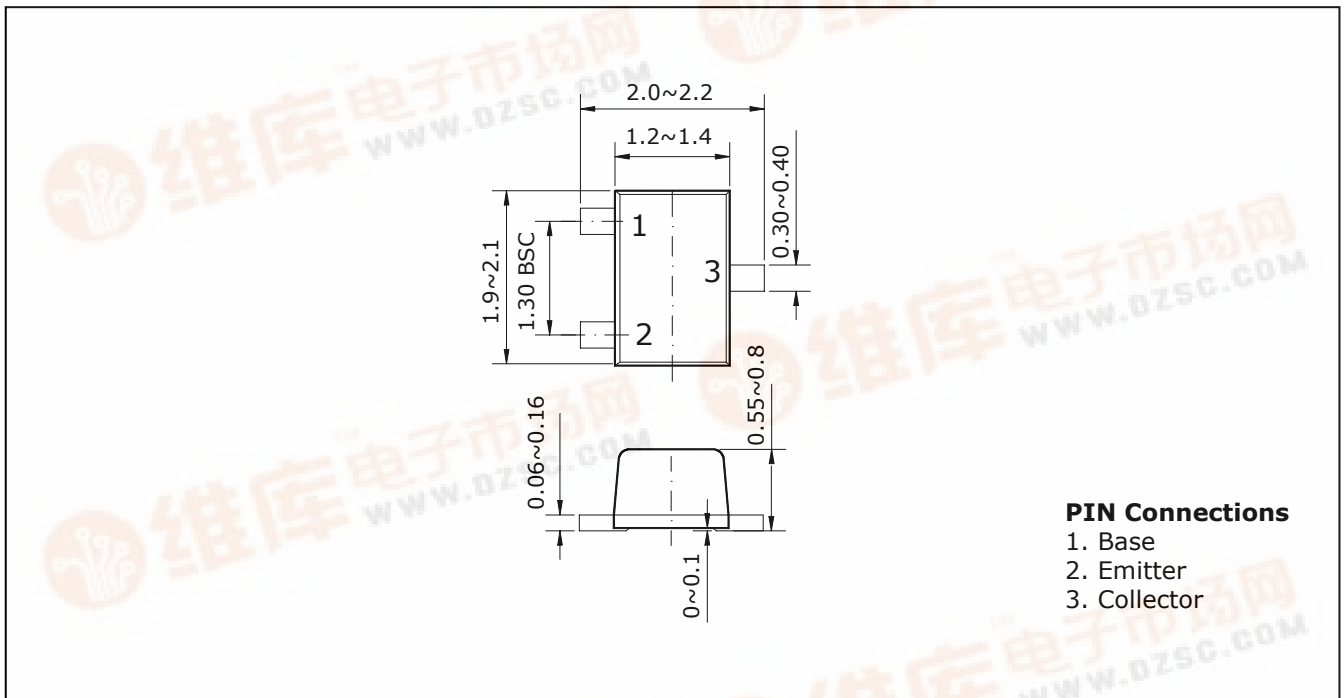
- Low Leakage current
- Low collector saturation voltage enabling low voltage operation
- Complementary pair with SBT2907AUF

Ordering Information

Type NO.	Marking	Package Code
SBT2222AUF	IQ	SOT-323F

Outline Dimensions

unit : mm



SBT2222AUF

Absolute maximum ratings

Ta=25°C

Characteristic	Symbol	Ratings	Unit
Collector-Base voltage	V _{CBO}	75	V
Collector-Emitter voltage	V _{CEO}	40	V
Emitter-base voltage	V _{EBO}	5	V
Collector current	I _C	600	mA
Collector dissipation	P _C *	350	mW
Junction temperature	T _j	150	°C
Storage temperature range	T _{stg}	-55~150	°C

* : Package mounted on 99.5% alumina 10×8×0.6mm

Electrical Characteristics

Ta=25°C

Characteristic	Symbol	Test Condition	Min.	Typ.	Max.	Unit
Collector-Base breakdown voltage	BV _{CBO}	I _C =10μA, I _E =0	75	-	-	V
Collector-Emitter breakdown voltage	BV _{CEO}	I _C =1mA, I _B =0	40	-	-	V
Emitter-Base breakdown voltage	BV _{EBO}	I _E =10μA, I _C =0	5	-	-	V
Collector cut-off current	I _{CBO}	V _{CB} =75V, I _E =0	-	-	20	nA
DC current gain	h _{FE}	V _{CE} =10V, I _C =10mA	100	-	-	-
Collector-Emitter saturation voltage	V _{CE(sat)}	I _C =150mA, I _B =15mA	-	-	0.4	V
Transition frequency	f _T	V _{CE} =20V, I _C =20mA, f=100MHz	250	-	-	MHz
Collector output capacitance	C _{ob}	V _{CB} =10V, I _E =0, f=1MHz	-	-	8	pF
Delay time	t _d	V _{CC} =30V _{dcr} , V _{BE(off)} =0.5V _{dcr} I _C =150mA _{dcr} , I _{B1} =15mA _{dc}	-	-	10	ns
Rise time	t _r		-	-	25	ns
Storage time	t _s	V _{CC} =30V _{dcr} , I _C =150mA _{dcr} I _{B1} =I _{B2} =15mA _{dc}	-	-	225	ns
Fall Time	t _f		-	-	60	ns

Electrical Characteristic Curves

Fig. 1 P_C - T_a

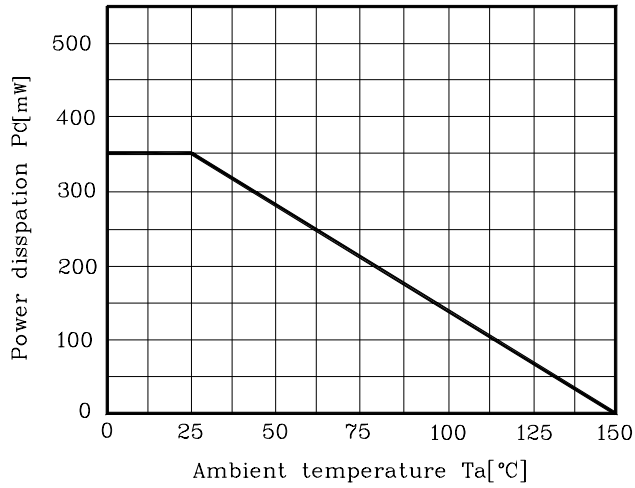


Fig. 2 h_{FE} - I_C

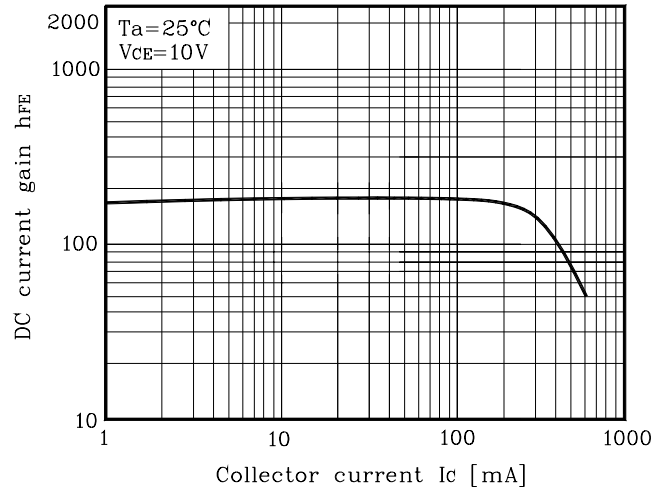


Fig. 3 $V_{CE(sat)}$ - I_C

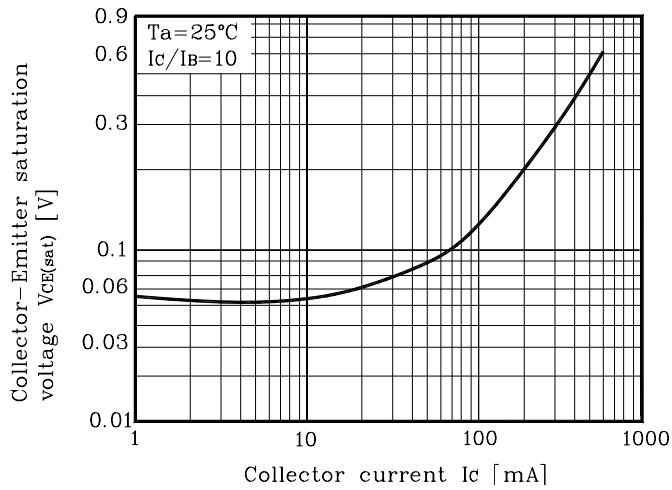
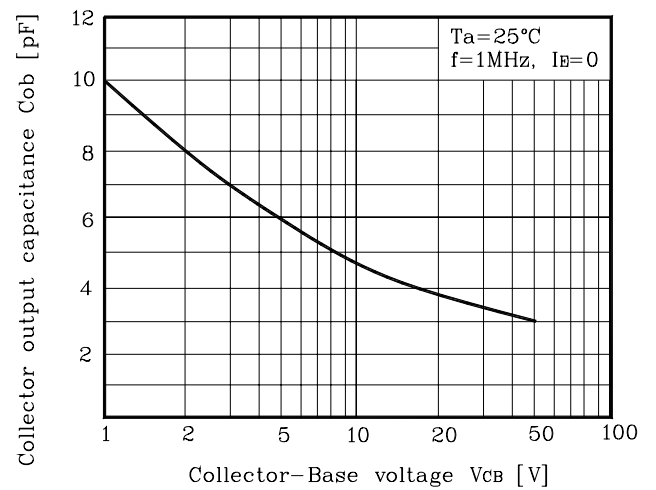


Fig. 4 C_{ob} - V_{CB}



These AUK products are intended for usage in general electronic equipments(Office and communication equipment, measuring equipment, domestic electrification, etc.).

Please make sure that you consult with us before you use these AUK products in equipments which require high quality and/or reliability, and in equipments which could have major impact to the welfare of human life(atomic energy control, airplane, spaceship, traffic signal, combustion central, all types of safety device, etc.).

AUK cannot accept liability to any damage which may occur in case these AUK products were used in the mentioned equipments without prior consultation with AUK.