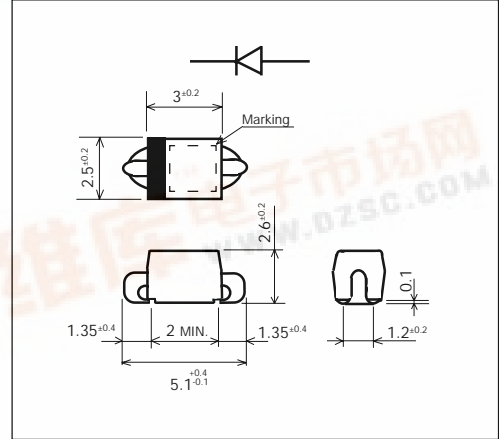


SC802-06 (1A)

(60V / 1A)

SCHOTTKY BARRIER DIODE

Outline drawings, mm



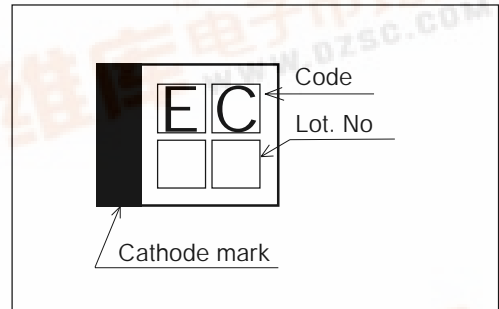
Features

- Surface-mount device
- Low VF
- Super high speed switching
- High reliability by planer design

Applications

- High speed switching

Marking



Maximum ratings and characteristics

- Absolute maximum ratings

Item	Symbol	Conditions	Rating	Unit
Repetitive peak reverse voltage	V_{RRM}		60	V
Non-repetitive peak reverse voltage	V_{RSM}	$t_w=500ns$, $duty=1/40$	60	V
Average output current	I_o	Resistive load $T_I=111^{\circ}C$	1.0*	A
Surge current	I_{FSM}	Sine wave 10ms	30	A
Operating junction temperature	T_j		-40 to +150	$^{\circ}C$
Storage temperature	T_{stg}		-40 to +150	$^{\circ}C$

* Mounted on printed circuit board (15 x 15mm)

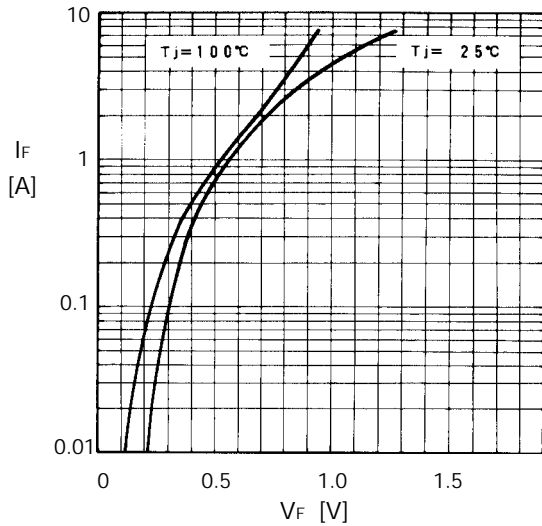
- Electrical characteristics ($T_a=25^{\circ}C$ Unless otherwise specified)

Item	Symbol	Conditions	Max.	Unit
Forward voltage drop	V_{FM}	$I_{FM}=1A$	0.58	V
Reverse current	I_{RRM}	$V_R=V_{RRM}$	2.0	mA
Thermal resistance	$R_{th(j-l)}$	Junction to lead	15*	$^{\circ}C/W$

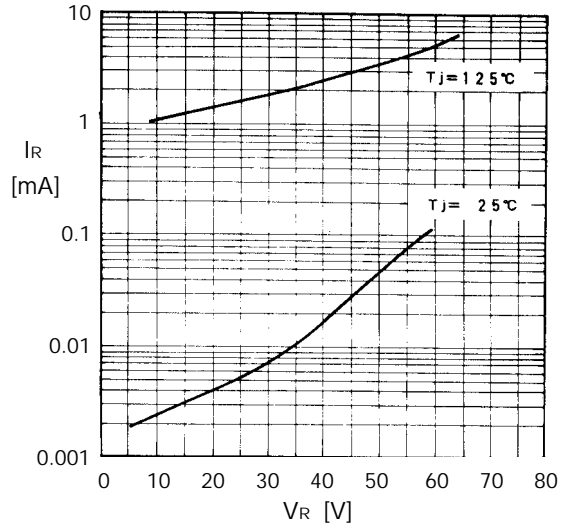


■ Characteristics

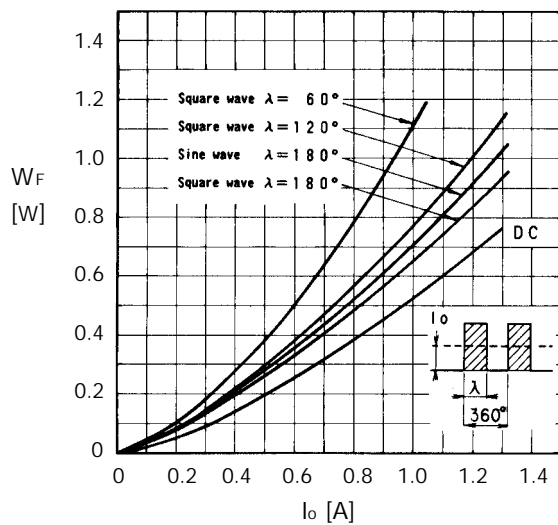
Forward characteristics



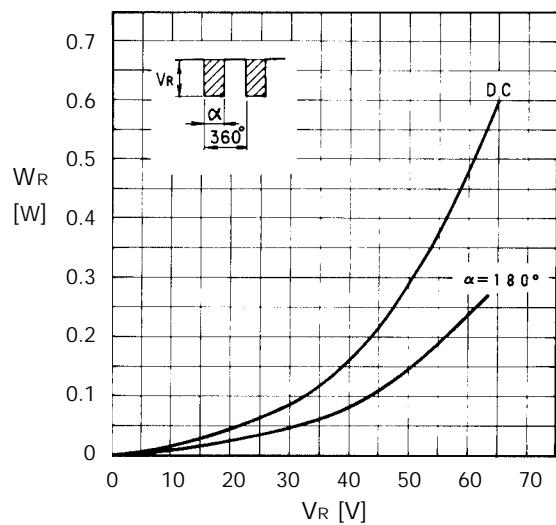
Reverse characteristics



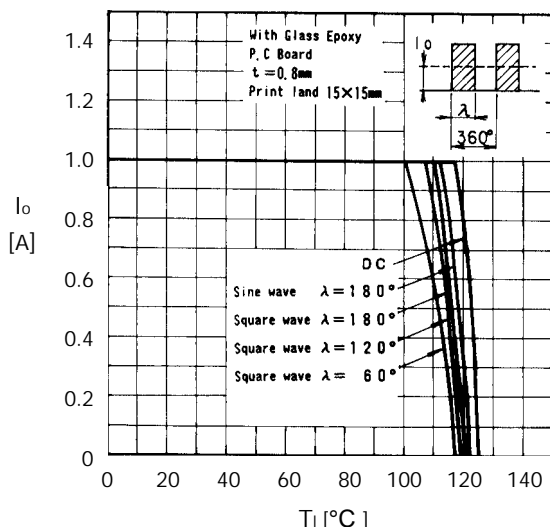
Forward power dissipation



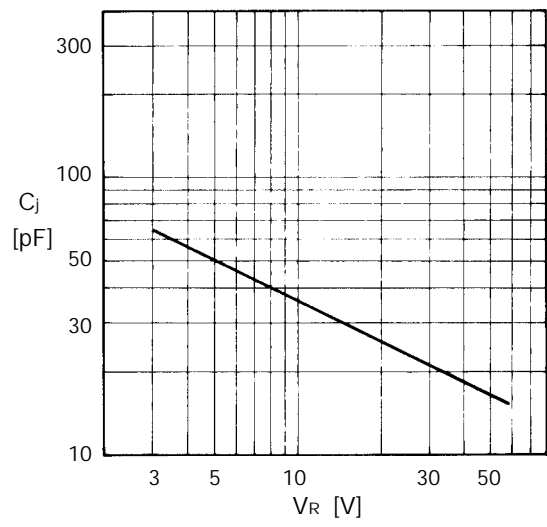
Reverse power dissipation



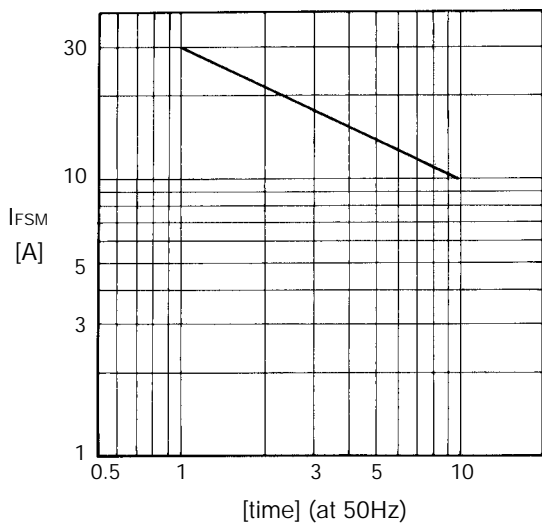
Current derating (I_o - T_I)



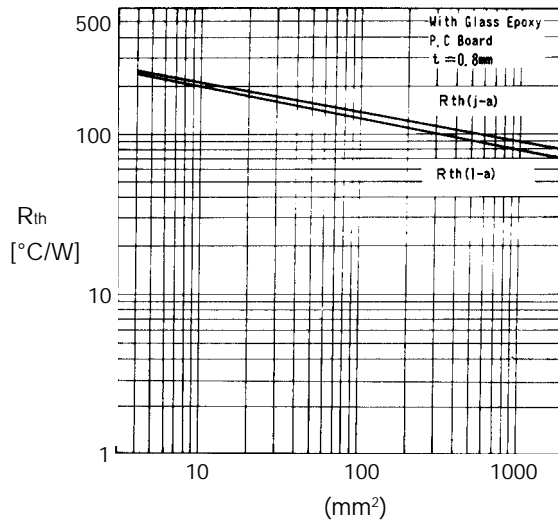
Junction capacitance characteristics



Surge capability



Thermal resistance print land



Transient thermal impedance

