

PROTECTION PRODUCTS

Description

The SDxx TVS diodes are designed to replace multilayer varistors (MLVs) in portable applications such as cell phones, notebook computers, and PDA's. They offer superior electrical characteristics such as lower clamping voltage and no device degradation when compared to MLVs. The SDxx series TVS diodes are designed to protect sensitive semiconductor components from damage or upset due to electrostatic discharge (ESD) and other voltage induced transient events.

The SDxx is in a SOD-323 package and will protect one unidirectional line. They are available with working voltages of 5 volts (SD05) and 12 volts (SD12). These devices will fit on the same PCB pad area as an 0805 MLV device. They give the designer the flexibility to protect one line in applications where arrays are not practical. Additionally, it may be "sprinkled" around the board in applications where board space is at a premium.

They may may be used to meet the ESD immunity requirements of IEC 61000-4-2, Level 4 (15kV air, 8kV contact discharge).

Features

- ◆ 350 Watts peak pulse power ($t_p = 8/20\mu s$)
- ◆ Transient protection for data lines to
IEC 61000-4-2 (ESD) 15kV (air), 8kV (contact)
IEC 61000-4-4 (EFT) 40A ($t_p = 5/50ns$)
IEC 61000-4-5 (Lightning) 24A ($t_p = 8/20\mu s$)
- ◆ Small package for use in portable electronics
- ◆ Suitable replacement for MLV's in ESD protection applications
- ◆ Protects one I/O or power line
- ◆ Low clamping voltage
- ◆ Working voltages: 5V & 12V
- ◆ Low leakage current
- ◆ Solid-state silicon-avalanche technology

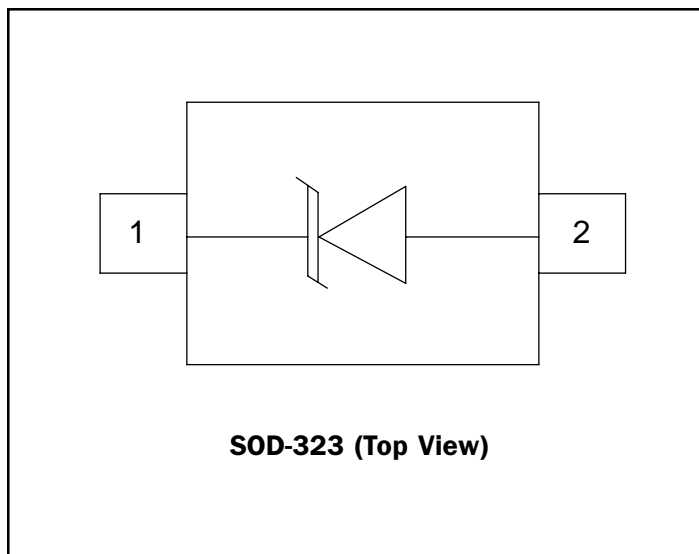
Mechanical Characteristics

- ◆ EIAJ SOD-323 package
- ◆ Molding compound flammability rating: UL 94V-0
- ◆ Marking : Marking code, cathode band
- ◆ Packaging : Tape and Reel per EIA 481

Applications

- ◆ Cell Phone Handsets and Accessories
- ◆ Microprocessor based equipment
- ◆ Personal Digital Assistants (PDA's)
- ◆ Notebooks, Desktops, & Servers
- ◆ Portable Instrumentation
- ◆ Pagers Peripherals

Schematic & PIN Configuration



PROTECTION PRODUCTS

Absolute Maximum Rating

Rating	Symbol	Value	Units
Peak Pulse Power (tp = 8/20μs)	P _{pk}	350	Watts
Peak Pulse Current (tp = 8/20μs)	I _{pp}	24	A
ESD Voltage (HBM Waveform per IEC 61000-4-2)	V _{pp}	30	kV
Lead Soldering Temperature	T _L	260 (10 sec.)	°C
Operating Temperature	T _J	-55 to +125	°C
Storage Temperature	T _{STG}	-55 to +150	°C

Electrical Characteristics

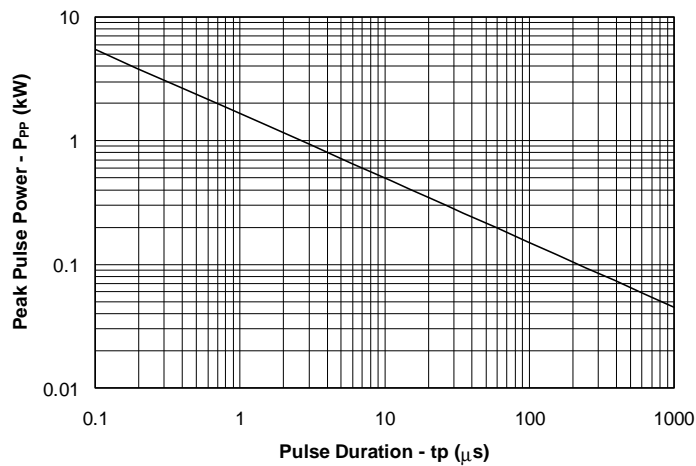
SD05						
Parameter	Symbol	Conditions	Minimum	Typical	Maximum	Units
Reverse Stand-Off Voltage	V _{RWM}				5	V
Reverse Breakdown Voltage	V _{BR}	I _t = 1mA	6			V
Reverse Leakage Current	I _R	V _{RWM} = 5V, T=25°C			10	μA
Clamping Voltage	V _C	I _{pp} = 5A, tp = 8/20μs			9.8	V
Clamping Voltage	V _C	I _{pp} = 24A, tp = 8/20μs			14.5	V
Junction Capacitance	C _J	V _R = 0V, f = 1MHz			350	pF

SD12						
Parameter	Symbol	Conditions	Minimum	Typical	Maximum	Units
Reverse Stand-Off Voltage	V _{RWM}				12	V
Reverse Breakdown Voltage	V _{BR}	I _t = 1mA	13.3			V
Reverse Leakage Current	I _R	V _{RWM} = 12V, T=25°C			1	μA
Clamping Voltage	V _C	I _{pp} = 5A, tp = 8/20μs			19	V
Clamping Voltage	V _C	I _{pp} = 15A, tp = 8/20μs			25	V
Junction Capacitance	C _J	V _R = 0V, f = 1MHz			150	pF

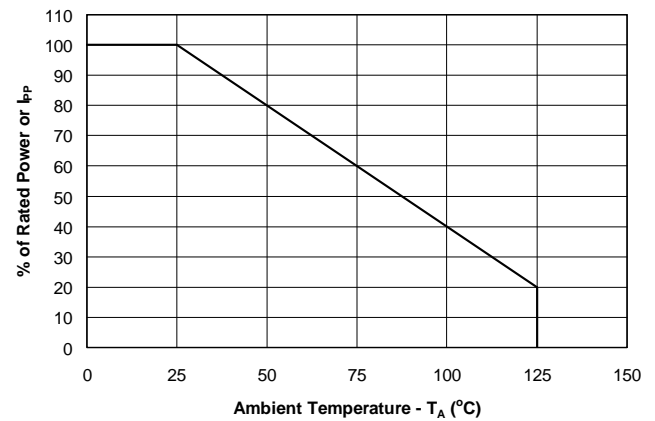
PROTECTION PRODUCTS

Typical Characteristics

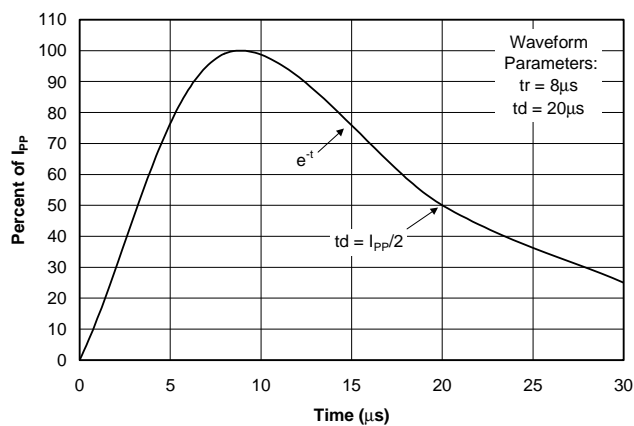
Non-Repetitive Peak Pulse Power vs. Pulse Time



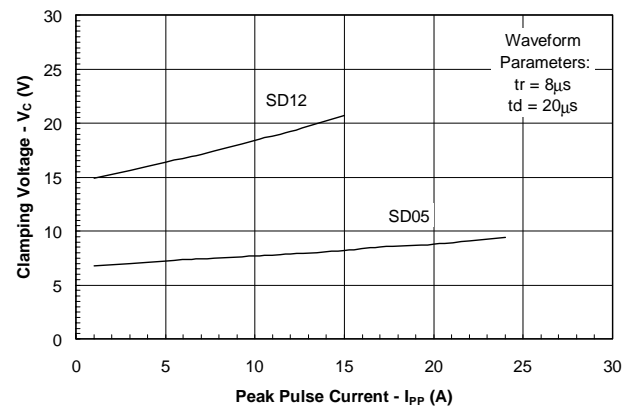
Power Derating Curve



Pulse Waveform



Clamping Voltage vs. Peak Pulse Current



PROTECTION PRODUCTS

Applications Information

Device Connection Options

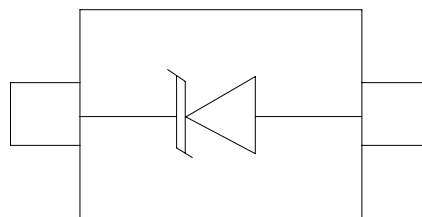
The SDxx TVS diodes are designed to protect one data, I/O, or power supply line. The device is designed to replace multi-layer varistors (MLVs) in portable applications. It is easily implemented on existing 0805 MLV pads and is only slightly larger than 0603 MLV pads. The device is unidirectional and may be used on lines where the signal polarity is above ground. The cathode band should be placed towards the line that is to be protected.

Circuit Board Layout Recommendations for Suppression of ESD.

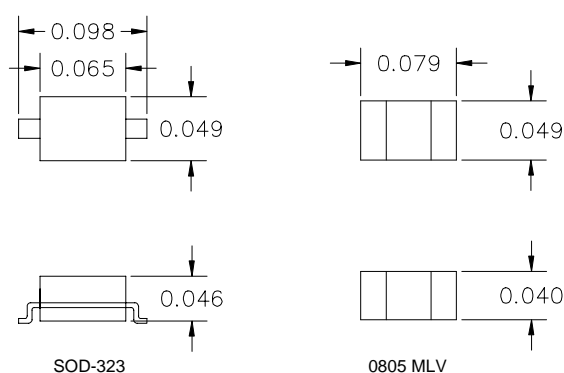
Good circuit board layout is critical for the suppression of fast rise-time transients such as ESD. The following guidelines are recommended (Refer to application note SI99-01 for more detailed information):

- Place the TVS near the input terminals or connectors to restrict transient coupling.
- Minimize the path length between the TVS and the protected line.
- The ESD transient return path to ground should be kept as short as possible.
- Place a TVS & decoupling capacitor between power and ground of components that may be vulnerable to electrostatic discharges to the ground plane.
- Minimize all conductive loops including power and ground loops.
- Use multilayer boards when possible.
- Minimize interconnecting line lengths
- Never run critical signals near board edges.
- Fill unused portions of the PCB with ground plane.

Device Schematic & Pin Configuration

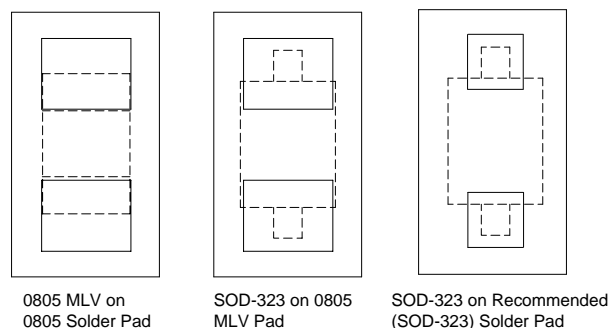


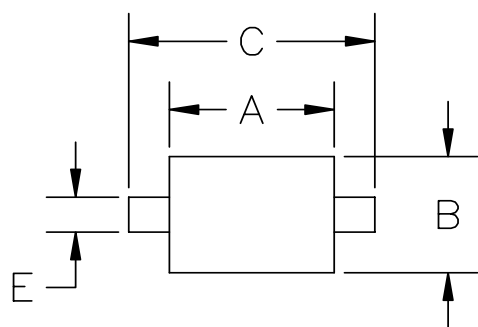
Size Comparison to 0805 MLV



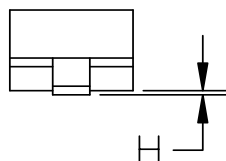
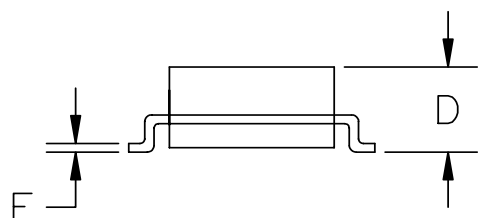
Note: Nominal dimensions in inches

Component Placement Comparison

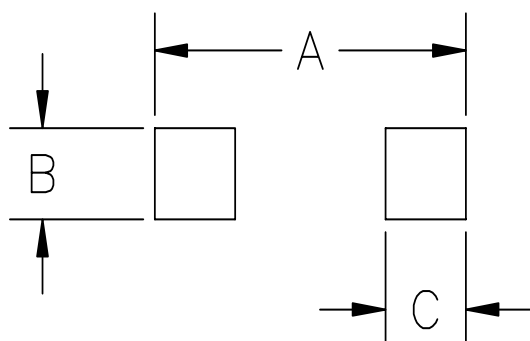


PROTECTION PRODUCTS
Outline Drawing - SOD-323


DIMENSIONS					
DIM ^N	INCHES		MM ¹		NOTE
	MIN	MAX	MIN	MAX	
A	.060	.071	1.5	1.8	—
B	.045	.054	1.2	1.4	—
C	.090	.107	2.3	2.7	—
D	—	.043	—	1.1	—
E	.012	.016	0.3	0.4	—
F	.004	.010	.10	.25	—
H	—	.004	—	.10	—



¹ CONTROLLING DIMENSION: MILLIMETERS

Land Pattern - SOD-323


DIMENSIONS					
DIM ^N	INCHES		MM ¹		NOTE
	MIN	MAX	MIN	MAX	
A	—	.120	—	3.05	—
B	—	.031	—	0.8	—
C	—	.031	—	0.8	—

¹ CONTROLLING DIMENSION: MILLIMETERS

PROTECTION PRODUCTS**Marking Codes**

Part Number	Marking Code
SD05	5U
SD12	6U

Ordering Information

Part Number	Working Voltage	Qty per Reel	Reel Size
SD05.TC	5V	3,000	7"
SD05.TG	5V	10,000	13"
SD12.TC	12V	3,000	7"
SD12.TG	12V	10,000	13"

Contact Information

Semtech Corporation
Protection Products Division
652 Mitchell Rd., Newbury Park, CA 91320
Phone: (805)498-2111 FAX (805)498-3804

Copyright © Each Manufacturing Company.

All Datasheets cannot be modified without permission.

This datasheet has been download from :

www.AllDataSheet.com

100% Free DataSheet Search Site.

Free Download.

No Register.

Fast Search System.

www.AllDataSheet.com