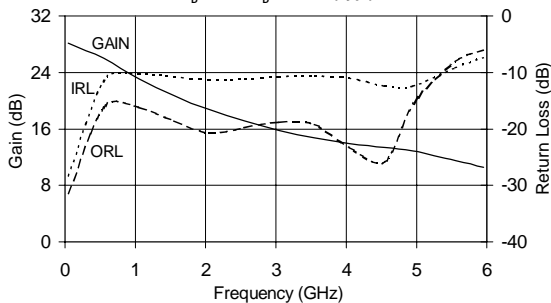


Product Description

Sirenza Microdevices' SGA-3586 is a high performance SiGe HBT MMIC Amplifier. A Darlington configuration featuring 1 micron emitters provides high F_T and excellent thermal performance. The heterojunction increases breakdown voltage and minimizes leakage current between junctions. Cancellation of emitter junction non-linearities results in higher suppression of intermodulation products. At 850 MHz and 35mA, the SGA-3586 typically provides +25 dBm output IP₃, 25dB of gain, and +13.5 dBm of 1dB compressed power using a single positive voltage supply. Only 2 DC-blocking capacitors, a bias resistor and an optional RF choke are required for operation.

Gain & Return Loss vs. Frequency
 $V_D = 3.3\text{ V}$, $I_D = 35\text{ mA}$ (Typ.)



SGA-3586

DC-5000 MHz Silicon Germanium Cascadeable Gain Block



Product Features

- DC-5000 MHz Operation
- Single Voltage Supply
- High Gain: 25 dB typ. at 850 MHz
- Low Current Draw: 35mA at 3.3V typ.
- Low Noise Figure: 2.5 dB typ. at 1950 MHz

Applications

- PA Driver Amplifier
- Cellular, PCS, GSM, UMTS
- IF Amplifier
- Wireless Data, Satellite

Symbol	Parameter	Units	Frequency	Min.	Typ.	Max.
G	Small Signal Gain	dB	850 MHz 1950 MHz 2400 MHz	22.5 18.0	25.0 20.0 18.5	27.5 22.0
P_{1dB}	Output Power at 1dB Compression	dBm	850 MHz 1950 MHz	11.5	13.5 13.5	
OIP_3	Output Third Order Intercept Point	dBm	850 MHz 1950 MHz	23.5	25.0 26.0	
Bandwidth	Determined by Return Loss (>10dB)	MHz			5000	
IRL	Input Return Loss	dB	1950 MHz		12.8	
ORL	Output Return Loss	dB	1950 MHz		19.0	
NF	Noise Figure	dB	1950 MHz		2.5	3.5
V_D	Device Operating Voltage	V		3.0	3.3	3.6
I_D	Device Operating Current	mA		31	35	39
R_{TH} , j-l	Thermal Resistance (junction to lead)	°C/W			97	

Test Conditions: $V_S = 5\text{ V}$, $I_D = 35\text{ mA}$ Typ., OIP_3 Tone Spacing = 1 MHz, Pout per tone = -5 dBm
 $R_{BIAS} = 130\text{ Ohms}$, $T_L = 25^\circ\text{C}$, $Z_S = Z_L = 50\text{ Ohms}$

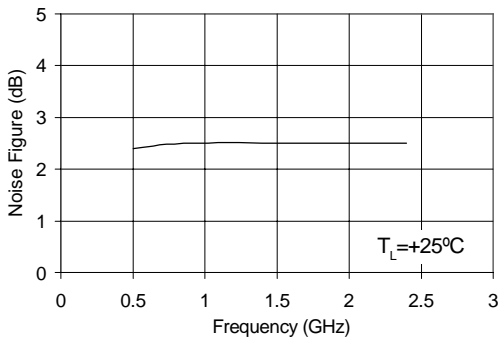
The information provided herein is believed to be reliable at press time. Sirenza Microdevices assumes no responsibility for inaccuracies or omissions. Sirenza Microdevices assumes no responsibility for the use of this information, and all such information shall be entirely at the user's own risk. Prices and specifications are subject to change without notice. No patent rights or licenses to any of the circuits described herein are implied or granted to any third party. Sirenza Microdevices does not authorize or warrant any Sirenza Microdevices product for use in life-support devices and/or systems. Copyright 2001 Sirenza Microdevices, Inc. All worldwide rights reserved.

Typical RF Performance at Key Operating Frequencies

Symbol	Parameter	Unit	Frequency (MHz)					
			100	500	850	1950	2400	3500
G	Small Signal Gain	dB	28.2	27.1	25.0	20.0	18.5	14.8
OIP ₃	Output Third Order Intercept Point	dBm		23.5	25.0	26.0	26.5	
P _{1dB}	Output Power at 1dB Compression	dBm		13.3	13.5	13.5	13.2	
IRL	Input Return Loss	dB	28.4	12.8	10.7	10.5	11.1	10.6
ORL	Output Return Loss	dB	31.5	17.1	15.9	20.5	20.3	18.9
S ₁₂	Reverse Isolation	dB	29.4	29.0	28.1	24.1	22.4	19.2
NF	Noise Figure	dB		2.4	2.5	2.5	2.5	

Test Conditions: V_S = 8 V, I_b = 35 mA Typ., OIP₃ Tone Spacing = 1 MHz, P_{out} per tone = -5 dBm
R_{BIAS} = 130 Ohms, T_L = 25°C, Z_S = Z_L = 50 Ohms

Noise Figure vs. Frequency
V_D = 3.3 V, I_D = 35 mA (Typ.)



Absolute Maximum Ratings

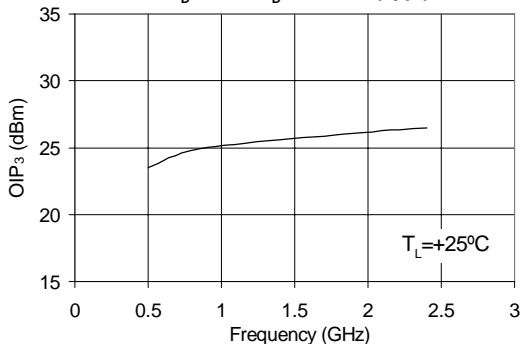
Parameter	Absolute Limit
Max. Device Current (I _D)	70 mA
Max. Device Voltage (V _D)	5 V
Max. RF Input Power	+18 dBm
Max. Junction Temp. (T _J)	+150°C
Operating Temp. Range (T _L)	-40°C to +85°C
Max. Storage Temp.	+150°C

Operation of this device beyond any one of these limits may cause permanent damage. For reliable continuous operation, the device voltage and current must not exceed the maximum operating values specified in the table on page one.

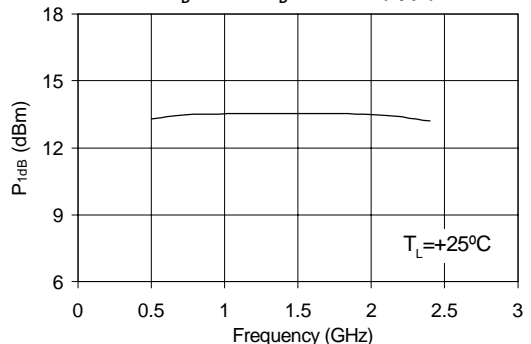
Bias conditions should also satisfy the following expression:

$$I_D V_D < (T_J - T_L) / R_{\theta Jc} \text{ } ^\circ\text{C/W}$$

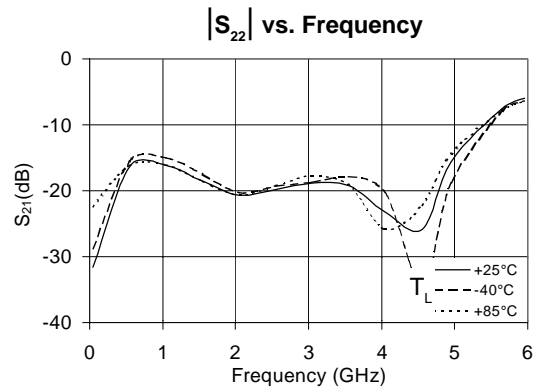
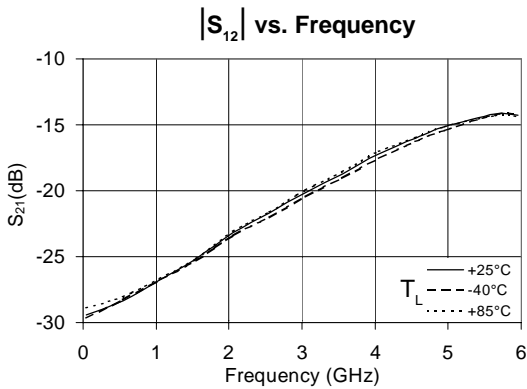
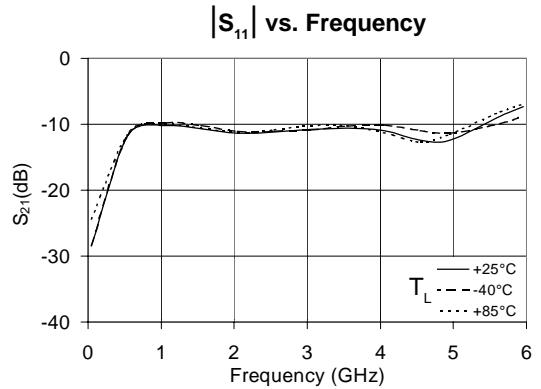
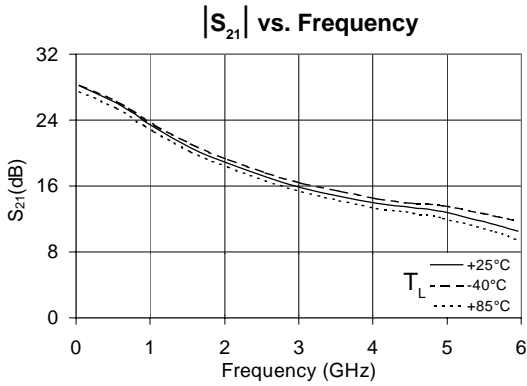
OIP₃ vs. Frequency
V_D = 3.3 V, I_D = 35 mA (Typ.)



P_{1dB} vs. Frequency
V_D = 3.3 V, I_D = 35 mA (Typ.)

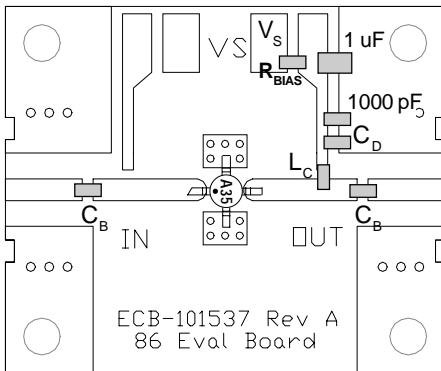
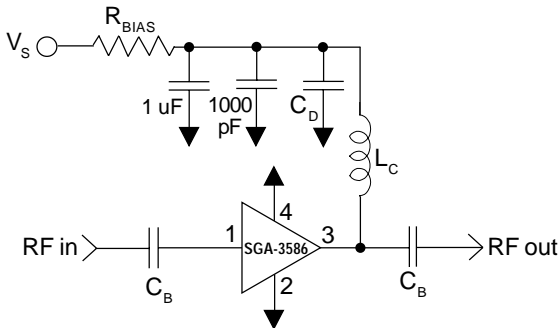


Typical RF Performance Over Temperature (Bias: $V_D = 3.3$ V, $I_D = 35$ mA (Typ.))



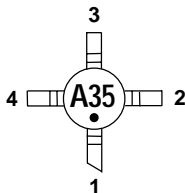
NOTE: Full S-parameter data available at www.sirenza.com

Basic Application Circuit



Part Identification Marking

The part will be marked with an "A35" designator on the top surface of the package.



Caution: ESD sensitive

Appropriate precautions in handling, packaging and testing devices must be observed.

Application Circuit Element Values

Reference Designator	Frequency (Mhz)				
	500	850	1950	2400	3500
C_b	220 pF	100 pF	68 pF	56 pF	39 pF
C_D	100 pF	68 pF	22 pF	22 pF	15 pF
L_C	68 nH	33 nH	22 nH	18 nH	15 nH

Recommended Bias Resistor Values for $I_D=35mA$

$$R_{BIAS} = (V_S - V_D) / I_D$$

Supply Voltage (V_S)	5 V	8 V	10 V	12 V
R_{BIAS}	51 Ω	130 Ω	180 Ω	240 Ω

Note: R_{BIAS} provides DC bias stability over temperature.

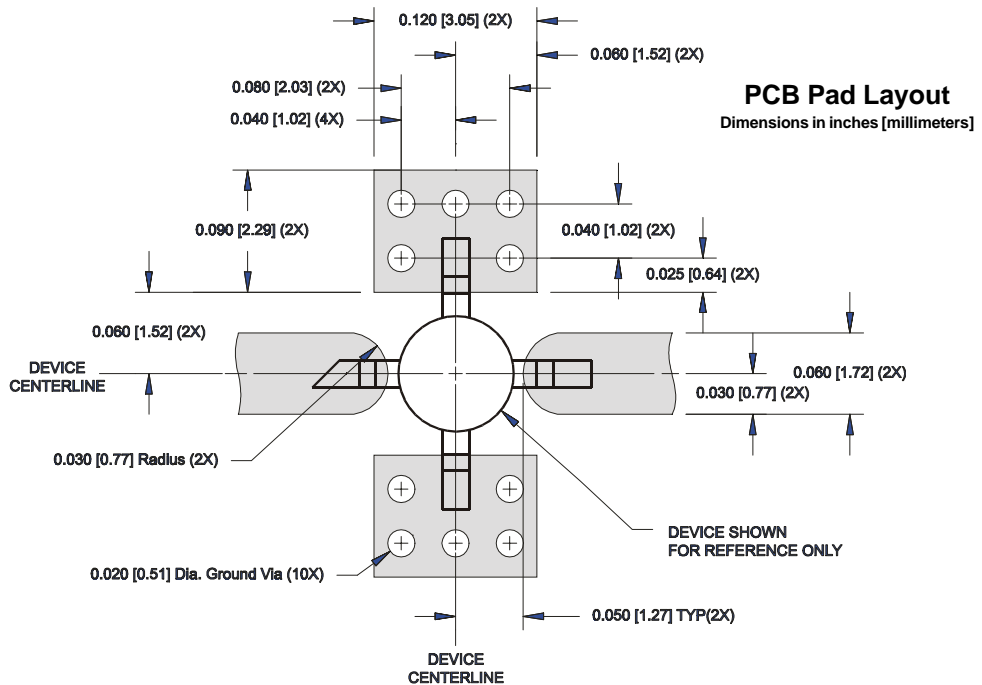
Mounting Instructions

1. Use a large ground pad area under device pins 2 and 4 with many plated through-holes as shown.
2. We recommend 1 or 2 ounce copper. Measurements for this data sheet were made on a 31 mil thick FR-4 board with 1 ounce copper on both sides.

Pin #	Function	Description
1	RF IN	RF input pin. This pin requires the use of an external DC blocking capacitor chosen for the frequency of operation.
2, 4	GND	Connection to ground. Use via holes for best performance to reduce lead inductance as close to ground leads as possible.
3	RF OUT/BIAS	RF output and bias pin. DC voltage is present on this pin, therefore a DC blocking capacitor is necessary for proper operation.

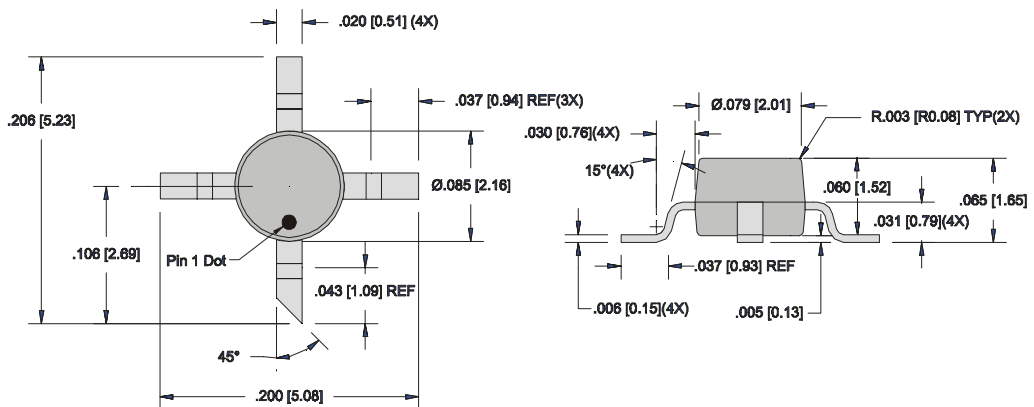
Part Number Ordering Information

Part Number	Reel Size	Devices/Reel
SGA-3586	13"	3000



Nominal Package Dimensions

Dimensions in inches [millimeters]
 Refer to drawing posted at www.sirenza.com for tolerances.



Copyright © Each Manufacturing Company.

All Datasheets cannot be modified without permission.

This datasheet has been download from :

www.AllDataSheet.com

100% Free DataSheet Search Site.

Free Download.

No Register.

Fast Search System.

www.AllDataSheet.com