



P-Channel 20-V (D-S) MOSFET

TrenchFET[®] MOSFETs 1.5-V Rated



ESD Protected 2000 V

PRODUCT SUMMARY		
V _{DS} (V)	r _{DS(on)} (Ω)	I _D (mA)
-20	8 @ V _{GS} = -4.5 V	-150
	12 @ V _{GS} = -2.5 V	-125
	15 @ V _{GS} = -1.8 V	-100
	20 @ V _{GS} = -1.5 V	-30

FEATURES

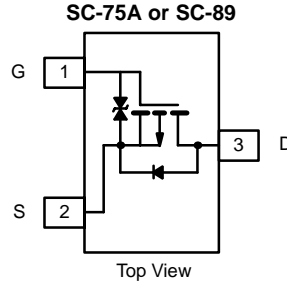
- High-Side Switching
- Low On-Resistance: 8 Ω
- Low Threshold: 0.9 V (typ)
- Fast Switching Speed: 45 ns
- 1.8-V Operation
- Gate-Source ESD Protection

BENEFITS

- Ease in Driving Switches
- Low Offset (Error) Voltage
- Low-Voltage Operation
- High-Speed Circuits
- Low Battery Voltage Operation

APPLICATIONS

- Drivers: Relays, Solenoids, Lamps, Hammers, Displays, Memories
- Battery Operated Systems
- Power Supply Converter Circuits
- Load/Power Switching Cell Phones, Pagers



SC-75A (SOT- 416): Si1031R
 SC-89 (SOT- 490): Si1031X

Marking Code: H

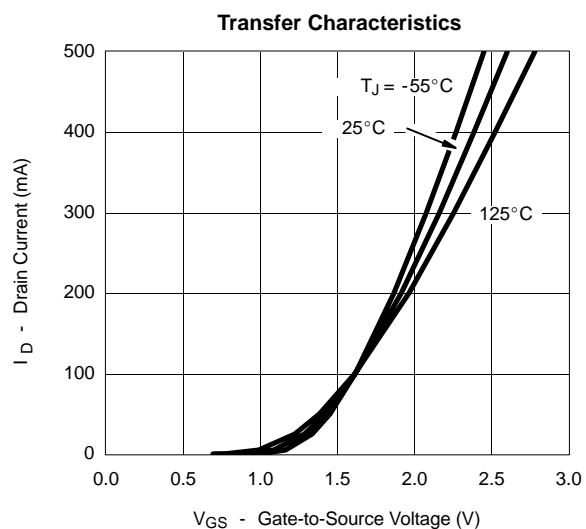
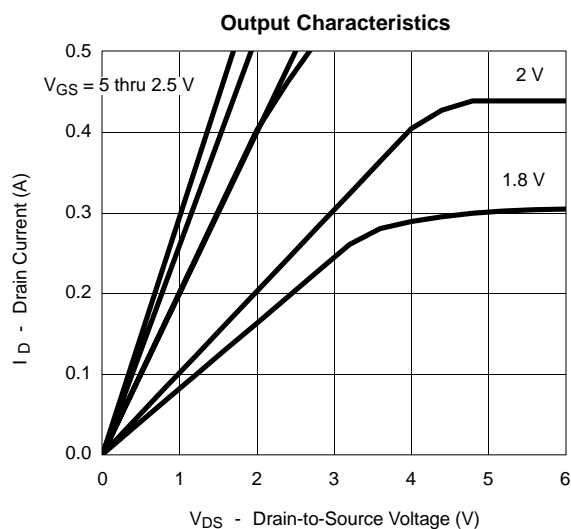
ABSOLUTE MAXIMUM RATINGS (T _A = 25 °C UNLESS OTHERWISE NOTED)							
Parameter	Symbol	Si1031R		Si1031X		Unit	
		5 secs	Steady State	5 secs	Steady State		
Drain-Source Voltage	V _{DS}	-20				V	
Gate-Source Voltage	V _{GS}	±6					
Continuous Drain Current (T _J = 150 °C) ^a	I _D	T _A = 25 °C	-150	-140	-165	-155	mA
		T _A = 85 °C	-110	-100	-150	-125	
Pulsed Drain Current ^a	I _{DM}	-500		-600			
Continuous Source Current (diode conduction) ^a	I _S	-250	-200	-340	-240		
Maximum Power Dissipation ^a	P _D	T _A = 25 °C	280	250	340	300	mW
		T _A = 85 °C	145	130	170	150	
Operating Junction and Storage Temperature Range	T _J , T _{stg}	-55 to 150				°C	
Gate-Source ESD Rating (HBM, Method 3015)	ESD	2000				V	

Notes
 a. Surface Mounted on FR4 Board.

SPECIFICATIONS ($T_A = 25^\circ\text{C}$ UNLESS OTHERWISE NOTED)						
Parameter	Symbol	Test Condition	Min	Typ ^a	Max	Unit
Static						
Gate Threshold Voltage	$V_{GS(th)}$	$V_{DS} = V_{GS}, I_D = -250\ \mu\text{A}$	-0.40		-1.20	V
Gate-Body Leakage	I_{GSS}	$V_{DS} = 0\ \text{V}, V_{GS} = \pm 2.8\ \text{V}$		± 0.5	± 1	μA
		$V_{DS} = 0\ \text{V}, V_{GS} = \pm 4.5\ \text{V}$		± 1	± 2	
Zero Gate Voltage Drain Current	I_{DSS}	$V_{DS} = -16\ \text{V}, V_{GS} = 0\ \text{V}$		-1	-500	nA
		$V_{DS} = -16\ \text{V}, V_{GS} = 0\ \text{V}, T_J = 85^\circ\text{C}$			-10	μA
On-State Drain Current ^a	$I_{D(on)}$	$V_{DS} = -5\ \text{V}, V_{GS} = -4.5\ \text{V}$	-200			mA
Drain-Source On-State Resistance ^a	$r_{DS(on)}$	$V_{GS} = -4.5\ \text{V}, I_D = -150\ \text{mA}$			8	Ω
		$V_{GS} = -2.5\ \text{V}, I_D = -125\ \text{mA}$			12	
		$V_{GS} = -1.8\ \text{V}, I_D = -100\ \text{mA}$			15	
		$V_{GS} = -1.5\ \text{V}, I_D = -30\ \text{mA}$			20	
Forward Transconductance ^a	g_{fs}	$V_{DS} = -10\ \text{V}, I_D = -150\ \text{mA}$		0.4		S
Diode Forward Voltage ^a	V_{SD}	$I_S = -150\ \text{mA}, V_{GS} = 0\ \text{V}$			-1.2	V
Dynamic^b						
Total Gate Charge	Q_g	$V_{DS} = -10\ \text{V}, V_{GS} = -4.5\ \text{V}, I_D = -150\ \text{mA}$		1500		μC
Gate-Source Charge	Q_{gs}			150		
Gate-Drain Charge	Q_{gd}			450		
Turn-On Delay Time	$t_{d(on)}$	$V_{DD} = -10\ \text{V}, R_L = 65\ \Omega$ $I_D \cong -150\ \text{mA}, V_{GEN} = -4.5\ \text{V}, R_G = 10\ \Omega$			55	ns
Rise Time	t_r				30	
Turn-Off Delay Time	$t_{d(off)}$				60	
Fall Time	t_f				30	

Notes

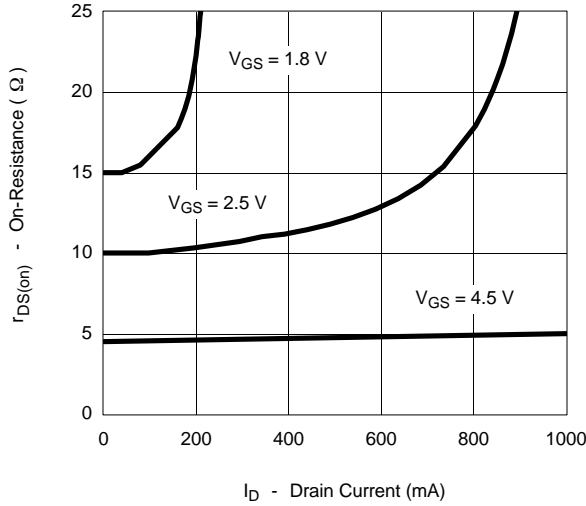
- a. Pulse test; pulse width $\leq 300\ \mu\text{s}$, duty cycle $\leq 2\%$.
 b. Guaranteed by design, not subject to production testing.

TYPICAL CHARACTERISTICS ($T_A = 25^\circ\text{C}$ UNLESS NOTED)


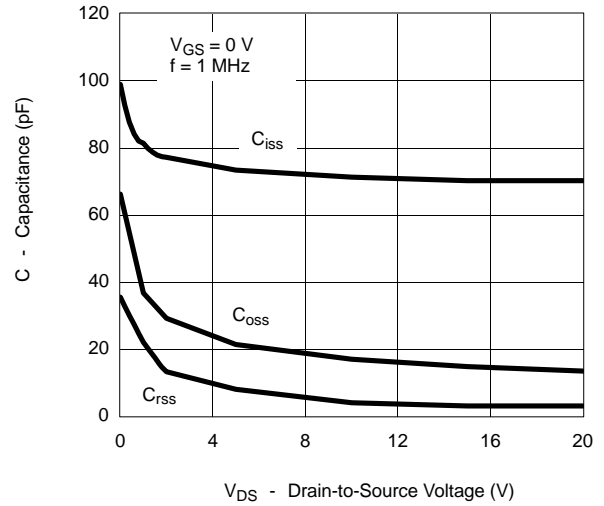


TYPICAL CHARACTERISTICS (T_A = 25°C UNLESS NOTED)

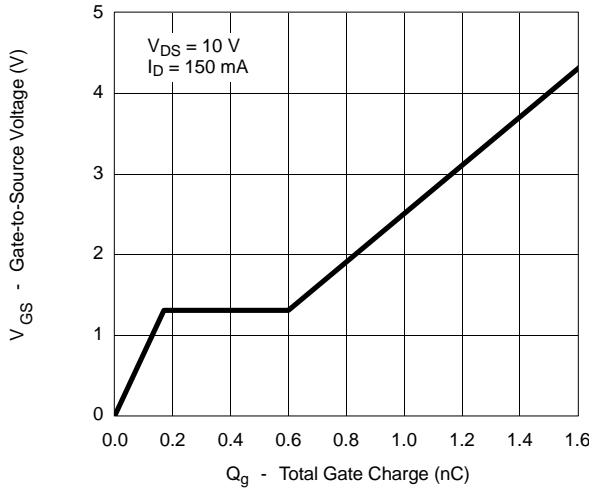
On-Resistance vs. Drain Current



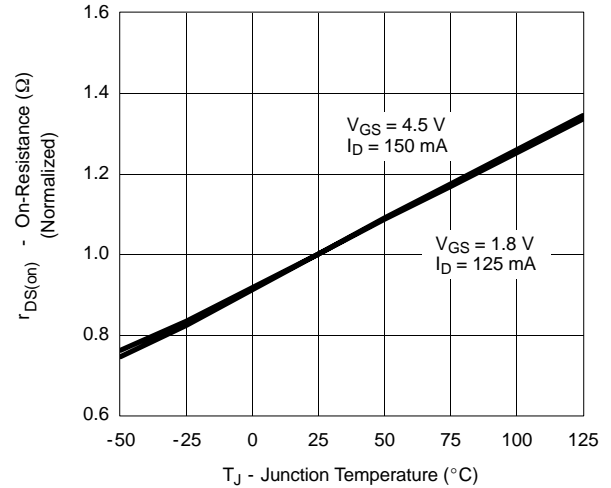
Capacitance



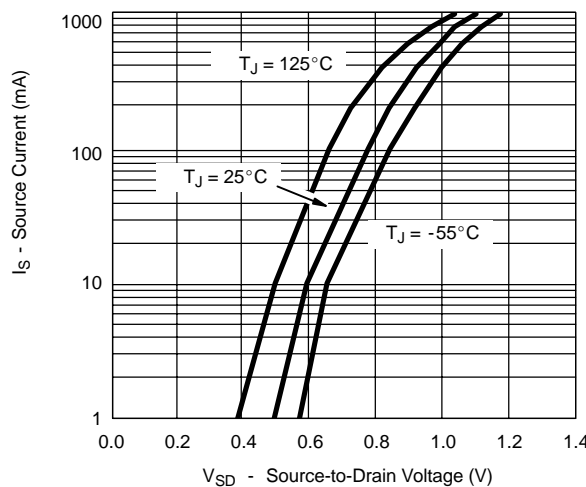
Gate Charge



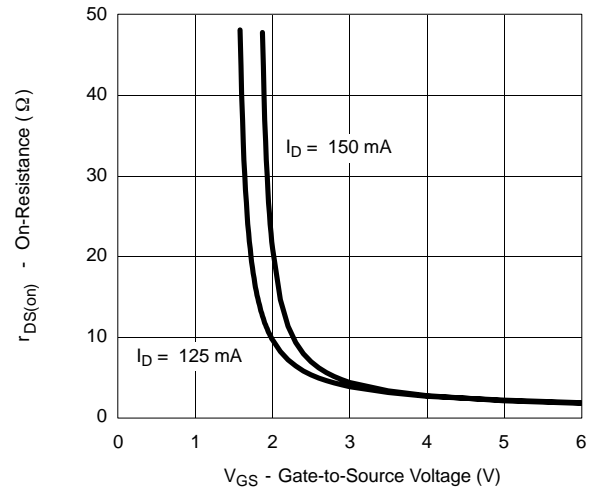
On-Resistance vs. Junction Temperature



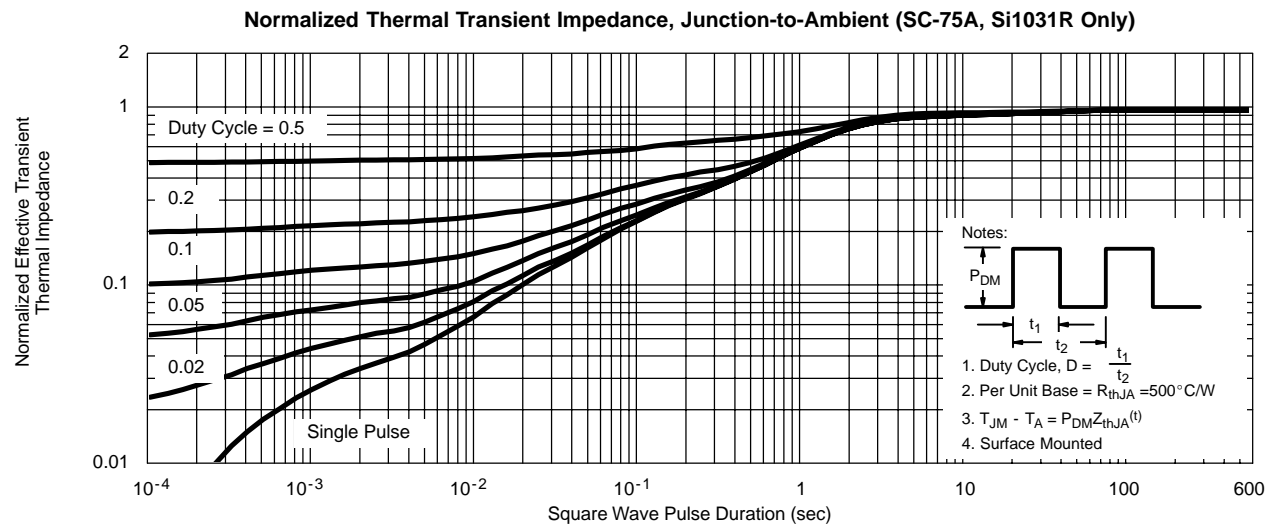
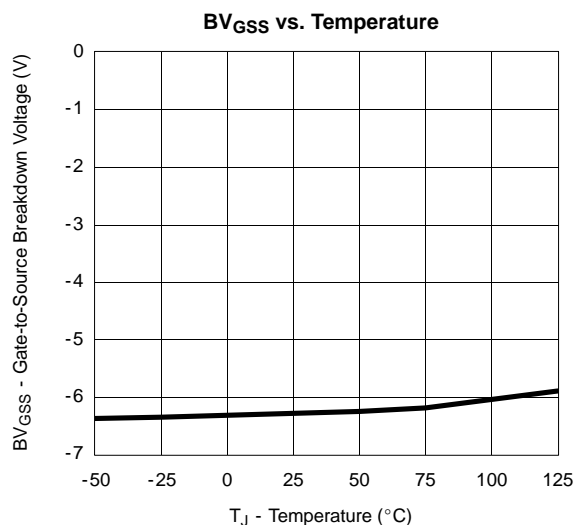
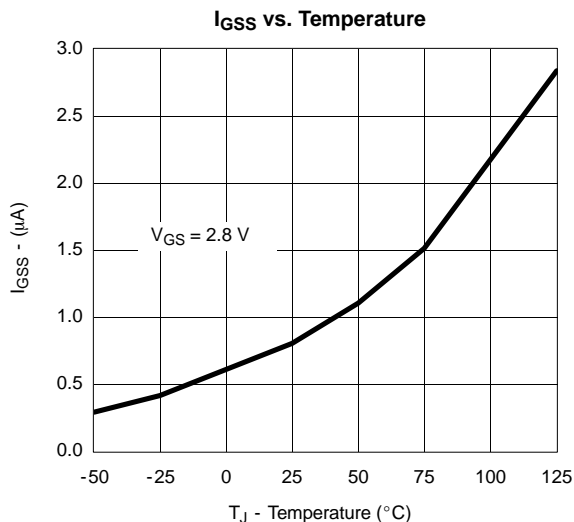
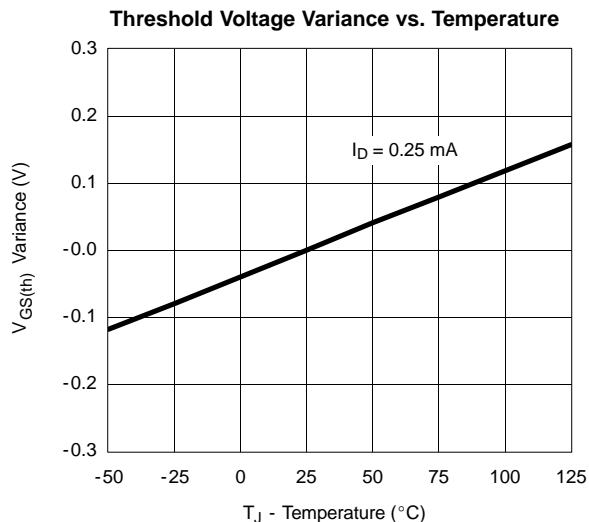
Source-Drain Diode Forward Voltage



On-Resistance vs. Gate-to-Source Voltage



TYPICAL CHARACTERISTICS (T_A = 25°C UNLESS NOTED)



Copyright © Each Manufacturing Company.

All Datasheets cannot be modified without permission.

This datasheet has been download from :

www.AllDataSheet.com

100% Free DataSheet Search Site.

Free Download.

No Register.

Fast Search System.

www.AllDataSheet.com