

Description

The SIP25M is IC Protectors have a very reliable current cut-off capability that protects Ics and their circuits from accidental short circuit loads.

Whether operated in AC-DC circuits, these IC Protectors have a very low internal resistance in normal operation, but safely and rapidly break the circuit when the current cutoff level is exceeded.

Features

- Cutoff is sharp and repeatable.
- Low internal resistance and minimal voltage drop.
- Good temperature characteristics.
- Withstands surges well.
- Incombustible
- Compact.
- Rated for continuous use.

Application

IC surge protection.

Operation notes

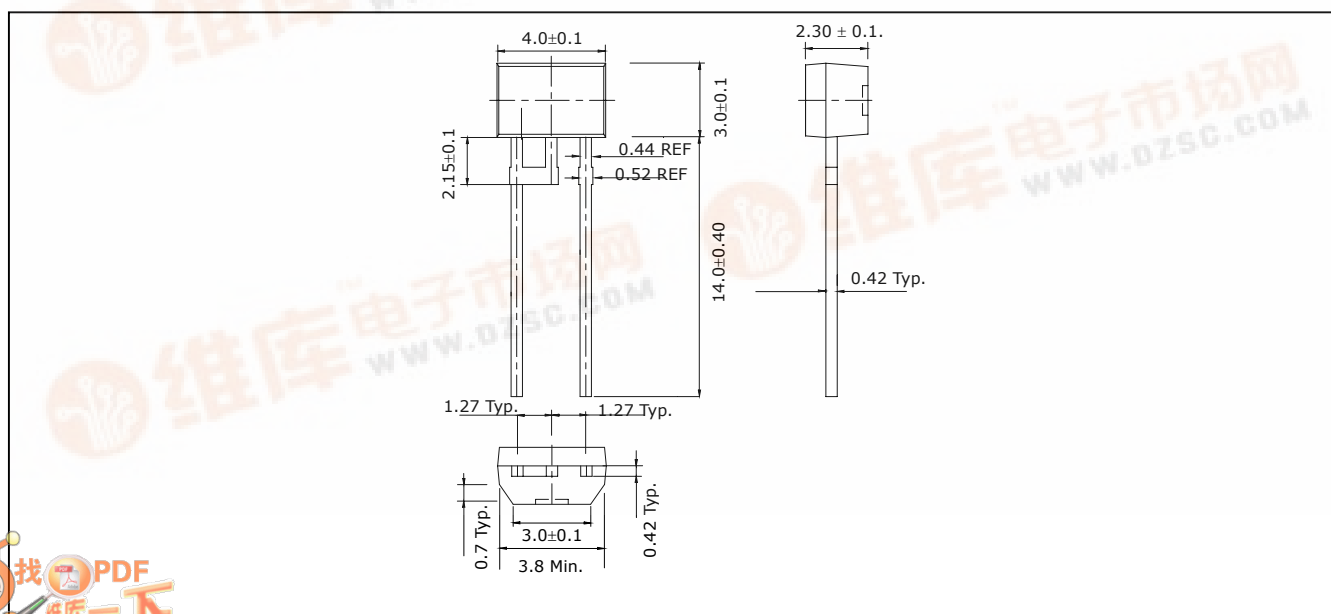
Do not use this product on the primary side of commercial power supplies. Arcs that result after cutoff may damage the molding.

Ordering Information

| Type NO. | Marking | Package Code |
|----------|---------|--------------|
| SIP25M | SIP25 | TO-92M-2Lead |

Outline Dimensions

unit : mm



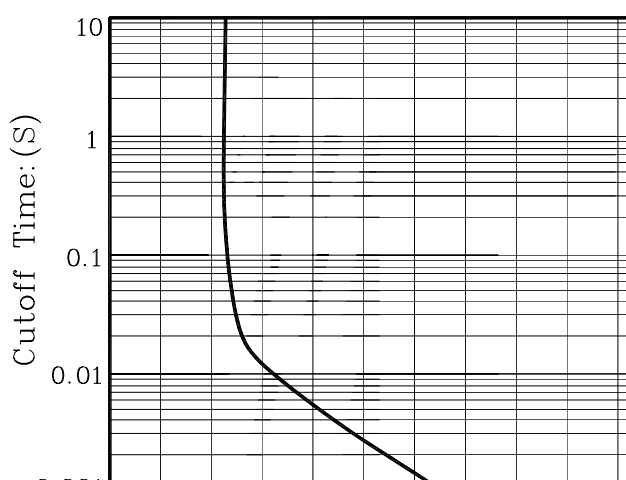
■ Product name code : SIP25M

| Product name | Rated Current(A) | Cutoff characteristics | Internal resistance Typ.(Ω) | Rated Voltage(V) | Operating Temperature(°C) | Storage Temperature(°C) |
|--------------|------------------|------------------------|--------------------------------------|------------------|---------------------------|-------------------------|
| SIP25M | 1.0 | Fig.1 | 0.070 Typ. | 50 | -30~ +125 | -30~ +125 |

- ※ Internal resistance is with in $\pm 20\%$ of it's typical value
- ※ Cutoff current should be designed to be 400%~1000% (in PT=1msec~100msec)
- ※ Please do not use this product on first side or commercial power supply. It has a case to destroy mold by arc shut-out.
- ※ please use under 50V.
- ※ Temperature constant of internal resistance is 0.004/°C

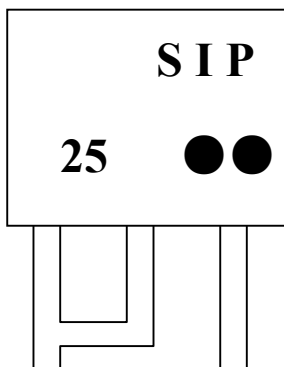
Cutoff characteristics

Fig. 1 SIP25M



The cutoff characteristics given represent typical values. Technical documentation regarding ways of using current protectors is available from AUK representative.

■ Marking



“SIP” means IC Protector of AUK

“25” means rating current =1.0A

“●●” means the production month & year code.

■ Location of AUK Corp.

- 1) Product Line : IK-SAN, KOREA
- 2) Head Office : IK-SAN, KOREA
- 3) Sales Office : SEOUL, KOREA

■ Reliability

| Item | Condition | Sample Size | Fail Rate |
|-----------------------|---|-------------|-----------|
| ON/OFF Operating Test | * I_o =Rating Current (=1A) * On/Off (ON/OFF=15min./15min) * Cycle Time = 100 | 45 | 0/45 |
| Cutoff Current | * I_o =5A (PT=10ms) | 45 | 0/45 |
| Continuous Operating | * I_o =Rating Current*110% | 45 | 0/45 |
| High Temp. Storage | * T_a =150℃, t =1000Hr's | 45 | 0/45 |
| Temp. Cycle | * T_a =-65℃/150℃ (each 10min.) * Cycle Time = 200 | 45 | 0/45 |
| Pressure Cooker Test | * T_a =121℃, RH=100%, P=2atm * t = 168 Hr's | 45 | 0/45 |

■ Attached :*** Taping & Packing Specification**