

SK32S - SK3BS

PRV : 20 - 100 Volts
Io : 3.0 Amperes

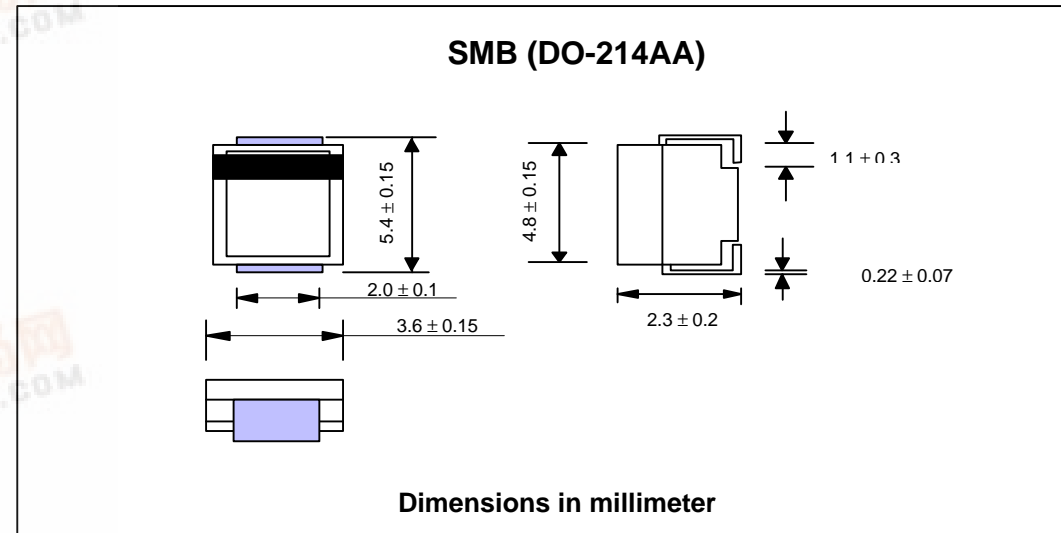
FEATURES :

- * High current capability
- * High surge current capability
- * High reliability
- * High efficiency
- * Low power loss
- * Low forward voltage drop

MECHANICAL DATA :

- * Case : SMB (DO-214AA) Molded plastic
- * Epoxy : UL94V-O rate flame retardant
- * Lead : Lead Formed for Surface Mount
- * Polarity : Color band denotes cathode end
- * Mounting position : Any
- * Weight : 0.093 gram

SURFACE MOUNT SCHOTTKY BARRIER RECTIFIERS



MAXIMUM RATINGS AND ELECTRICAL CHARACTERISTICS

Rating at 25 °C ambient temperature unless otherwise specified.

Single phase, half wave, 60 Hz, resistive or inductive load.

For capacitive load, derate current by 20%.

RATING	SYMBOL	SK 32S	SK 33S	SK 34S	SK 35S	SK 36S	SK 37S	SK 38S	SK 39S	SK 3BS	UNIT
Maximum Recurrent Peak Reverse Voltage	V_{RRM}	20	30	40	50	60	70	80	90	100	Volts
Maximum RMS Voltage	V_{RMS}	14	21	28	35	42	49	56	63	70	Volts
Maximum DC Blocking Voltage	V_{DC}	20	30	40	50	60	70	80	90	100	Volts
Maximum Average Forward Current See Fig.1	$I_{F(AV)}$	3.0									Amps.
Peak Forward Surge Current, 8.3ms single half sine wave superimposed on rated load (JEDEC Method)	I_{FSM}	80									Amps.
Maximum Forward Voltage at $I_F = 3.0$ Amps.	V_F	0.5			0.74			0.79			Volt.
Maximum Reverse Current at $T_a = 25$ °C	I_R	0.5									mA
Rated DC Blocking Voltage (Note 1) $T_a = 100$ °C	$I_{R(H)}$	20									mA
Junction Temperature Range	T_J	- 65 to + 125				- 65 to + 150					°C
Storage Temperature Range	T_{STG}	- 65 to + 150									°C

Notes :

(1) Pulse Test : Pulse Width = 300 μ s, Duty Cycle = 2%

RATING AND CHARACTERISTIC CURVES (SK32S - SK3BS)

FIG.1 - FORWARD CURRENT DERATING CURVE

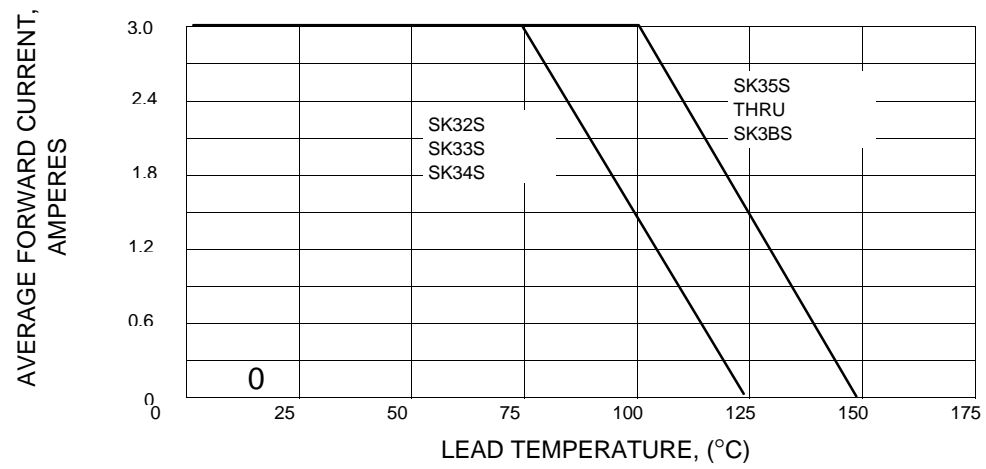


FIG.2 - MAXIMUM NON-REPETITIVE PEAK FORWARD SURGE CURRENT

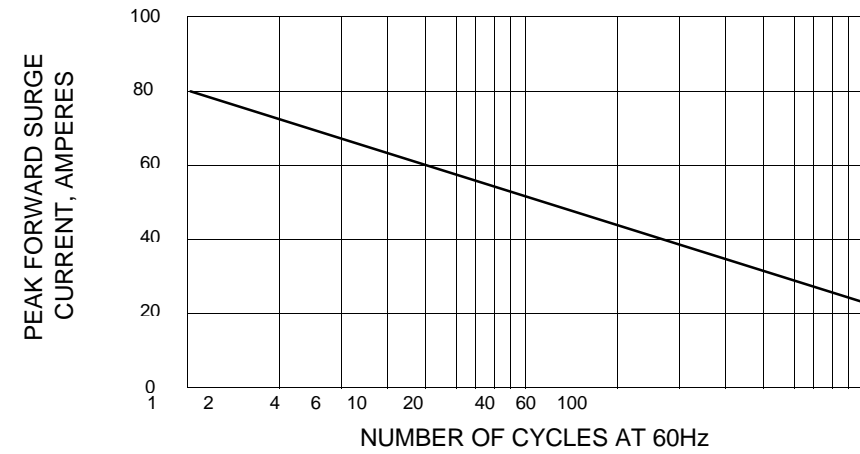


FIG.3 - TYPICAL FORWARD CHARACTERISTICS

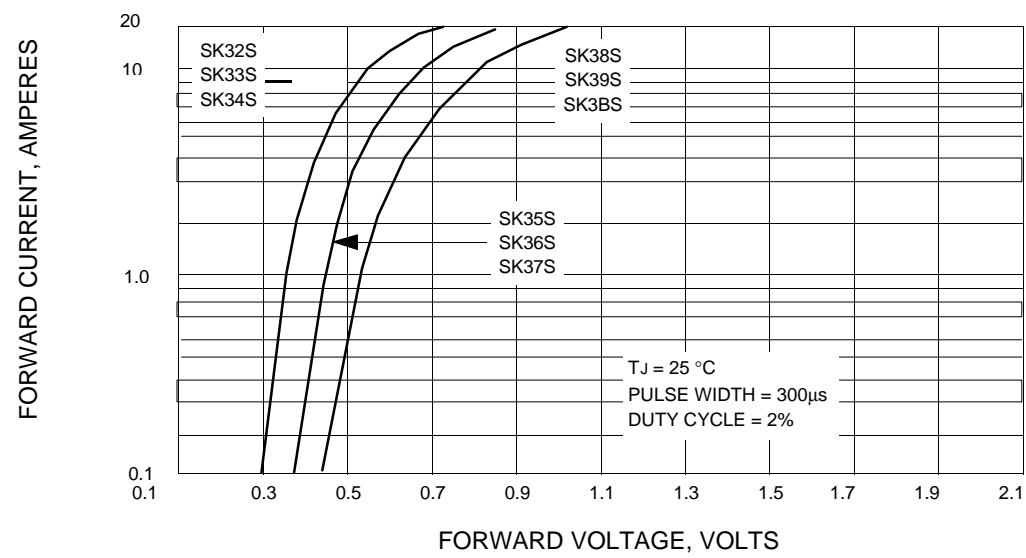


FIG.4 - TYPICAL REVERSE CHARACTERISTICS

