

# SLA4010

查询SLA4010供应商

NPN Darlington

捷多邦, 专业PCB打样工厂, 24小时加急出货

With built-in avalanche diode

External dimensions  SLA

## Absolute maximum ratings

( $T_a=25^\circ\text{C}$ )

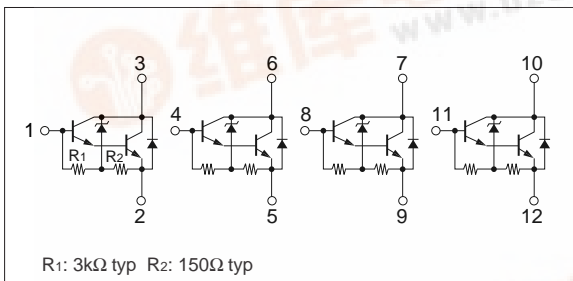
Symbol	Specification	Unit
$V_{CBO}$	60±10	V
$V_{CEO}$	60±10	V
$V_{EBO}$	6	V
$I_c$	4	A
$I_{CP}$	6 (PW≤10ms, $D_u\leq 50\%$ )	A
$I_B$	0.5	A
$P_T$	5 ( $T_a=25^\circ\text{C}$ )	W
	40 ( $T_c=25^\circ\text{C}$ )	
$T_j$	150	$^\circ\text{C}$
$T_{stg}$	-40 to +150	$^\circ\text{C}$

## Electrical characteristics

( $T_a=25^\circ\text{C}$ )

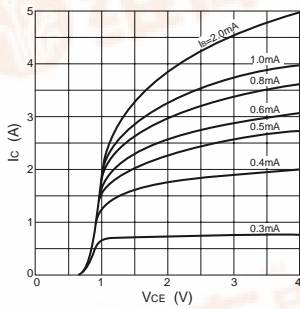
Symbol	Specification			unit	Conditions
	min	typ	max		
$I_{CBO}$			10	$\mu\text{A}$	$V_{CB}=50\text{V}$
$I_{EBO}$			10	mA	$V_{EB}=6\text{V}$
$V_{CE0}$	50	60	70	V	$I_c=10\text{mA}$
$h_{FE}$	2000				$V_{CE}=4\text{V}$ , $I_c=3\text{A}$
$V_{CE(sat)}$			1.5	V	$I_c=3\text{A}$ , $I_B=10\text{mA}$

## Equivalent circuit diagram

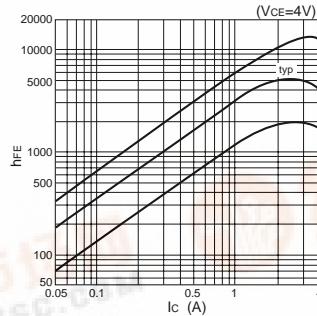


## Characteristic curves

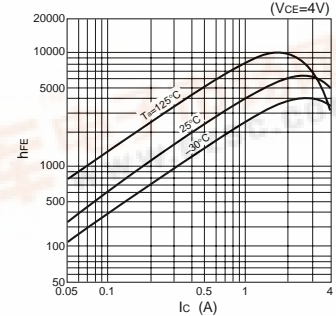
$I_c$ - $V_{CE}$  Characteristics (Typical)



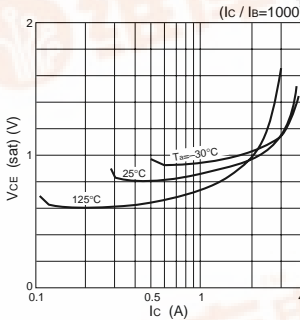
$h_{FE}$ - $I_c$  Characteristics (Typical)



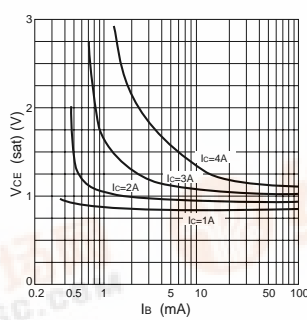
$h_{FE}$ - $I_c$  Temperature Characteristics (Typical)



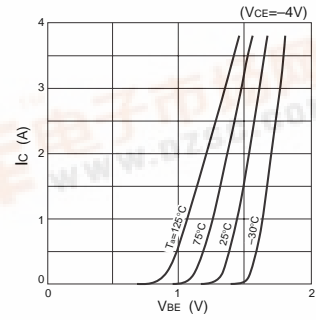
$V_{CE(sat)}$ - $I_c$  Temperature Characteristics (Typical)



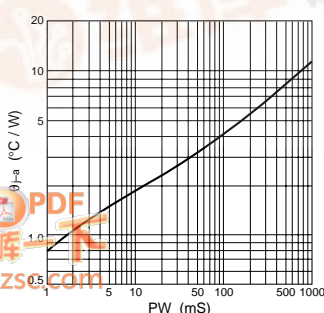
$V_{CE(sat)}$ - $I_B$  Characteristics (Typical)



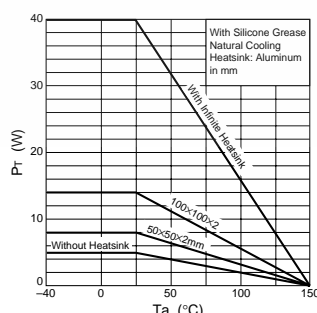
$I_c$ - $V_{BE}$  Temperature Characteristics (Typical)



$\theta_{j-a}$ -PW Characteristics



$P_T$ - $T_a$  Characteristics



Safe Operating Area (SOA)

