SLA5049

查询SLA5049供应商

N-channel
General purpose

捷多邦，专业PCB打样工厂，24小时加急出货

External dimensions Ⓐ…SLA

Absolute maximum ratings

(Ta=25°C)

Symbol	Ratings	Unit
V_{DSS}	250	V
V_{GSS}	±20	V
I_D	±7	A
$I_{D(pulse)}$	±15 (PW≤1ms, Du≤1%)	A
E_{AS}*	55	mJ
P_T	5 (Ta=25°C, with all circuits operating, without heatsink)	W
	35 (Tc=25°C,with all circuits operating, with infinite heatsink)	W
θ_{j-a}	25 (Junction-Air, Ta=25°C, with all circuits operating)	°C/W
θ_{j-c}	3.57 (Junction-Case, Tc=25°C, with all circuits operating)	°C/W
V_{ISO}	1000 (Between fin and lead pin, AC)	Vrms
Tch	150	°C
Tstg	–40 to +150	°C

* : V_{DD}=25V, L=2.0mH, I_D=7A, unclamped, R_G=50Ω, see Fig. E on page 15.

Electrical characteristics

(Ta=25°C)

Symbol	Specification min	typ	max	Unit	Conditions
$V_{(BR)DSS}$	250			V	I_D=100μA, V_{GS}=0V
I_{GSS}			±100	nA	V_{GS}=±20V
I_{DSS}			100	μA	V_{DS}=250V, V_{GS}=0V
V_{TH}	2.0		4.0	V	V_{DS}=10V, I_D=1mA
$R_{e(yfs)}$	2.5	5.0		S	V_{DS}=10V, I_D=3.5A
$R_{DS(ON)}$		400	500	mΩ	V_{GS}=10V, I_D=3.5A
Ciss		450		pF	V_{DS}=10V, f=1.0MHz,
Coss		280		pF	V_{GS}=0V
$t_{d(on)}$		20		ns	I_D=3.5A,
tr		30		ns	V_{DD}≒100V,
$t_{d(off)}$		55		ns	R_L=28.6Ω, V_{GS}=10V,
tf		75		ns	see Fig. 3 on page 16.
V_{SD}		1.0	1.5	V	I_{SD}=7A, V_{GS}=0V
trr		600		ns	I_{SD}=±100mA

■Equivalent circuit diagram

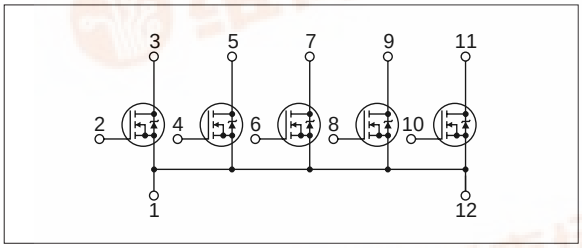

Characteristic curves

I_D-V_{DS} Characteristics (Typical)

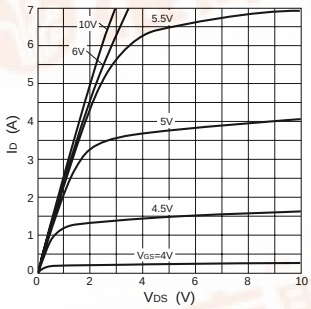

I_D-V_{GS} Characteristics (Typical)

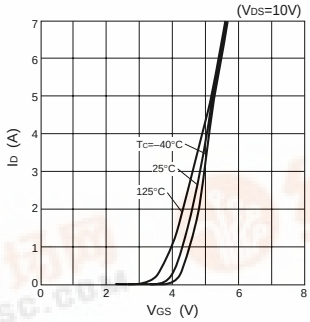

$R_{DS(ON)}$-I_D Characteristics (Typical)

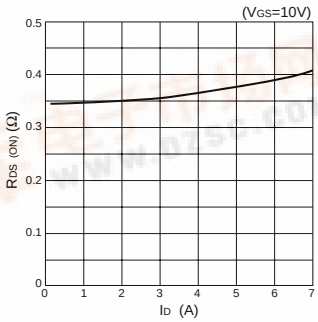

$R_{e(yfs)}$-I_D Characteristics (Typical)

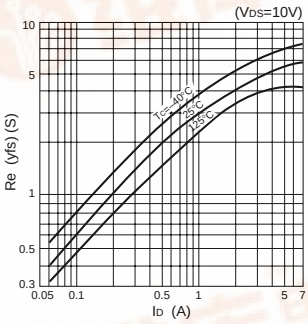

$R_{DS(ON)}$-T_C Characteristics (Typical)

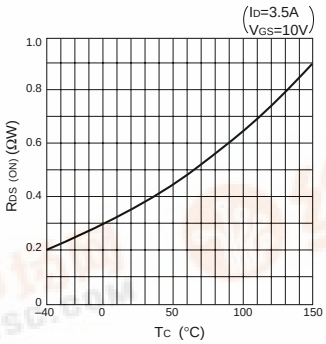

Capacitance-V_{DS} Characteristics (Typical)

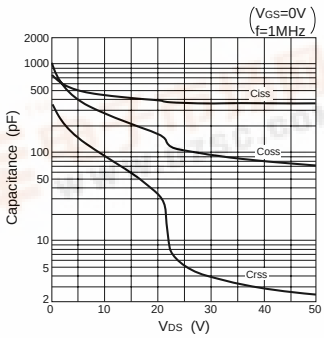

I_{DR}-V_{SD} Characteristics (Typical)

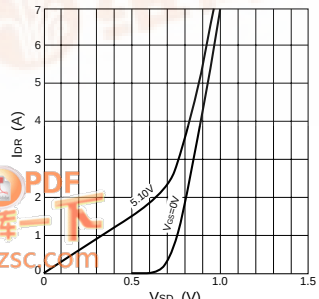

Safe Operating Area (SOA)

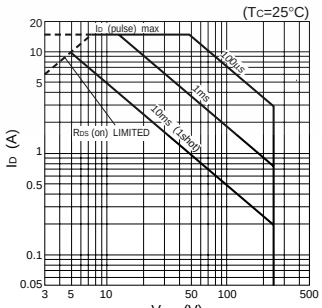

P_T-T_a Characteristics

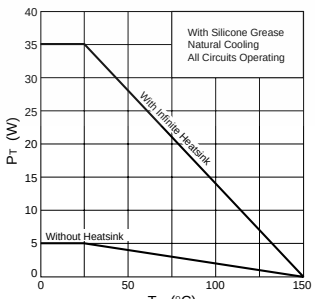

找PDF 维库一下 pdf.dzsc.com