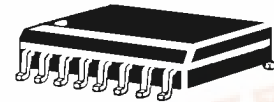




8700 E. Thomas Road
Scottsdale, AZ 85251
Tel: (480) 941-6300
Fax: (480) 947-1503

SM16LC03
thru
SM16LC24
TVSarray[®] Series



DESCRIPTION (300 watt)

This 16 pin 8 line Low Capacitance Unidirectional array is designed for use in applications where protection is required at the board level from voltage transients caused by electrostatic discharge (ESD) as defined in IEC 1000-4-2, electrical fast transients (EFT) per IEC 1000-4-4 and effects of secondary lighting.

These TRANSIENT VOLTAGE SUPPRESSOR (TVS) Diode Arrays have a peak power of 300 watts for an 8/20 μ sec pulse and are designed to protect 3.0/3.3 volt components such as DRAM's, SRAM's, CMOS, HCMOS, HSIC, and low voltage interfaces up to 24 volts.

FEATURES

- Protects 3.0/3.3 up through 24V Components
- Protects 8 lines Unidirectional
- Provides electrically isolated protection
- SO-16 Packaging

MECHANICAL

- Molded SO-16 Surface Mount
- Weight: 0.128 grams (approximate)
- Body Marked with Logo, and device number
- Pin #1 defined by DOT on top of package
- Encapsulation meets UL 94V-0

MAXIMUM RATINGS

- Operating Temperatures: -55^oC to +150^oC
- Storage Temperature: -55^oC to +150^oC
- Peak Pulse Power: 300 Watts (8/20 μ sec, Figure 1)
- Pulse Repetition Rate: <.01%

PACKAGING

- Tape & Reel EIA Standard 481-1-A
- 13 inch reel 2,500 pieces (OPTIONAL)
- Carrier tubes 48 pcs per (STANDARD)

ELECTRICAL CHARACTERISTICS PER LINE @ 25^oC Unless otherwise specified

PART NUMBER	DEVICE MARKING	STAND OFF VOLTAGE V _{WM}	BREAKDOWN VOLTAGE V _{BR} @1 mA	CLAMPING VOLTAGE V _C @ 1 Amp (FIGURE 2)	CLAMPING VOLTAGE V _C @ 5 Amp (FIGURE 2)	LEAKAGE CURRENT I _b @ V _{WM}	CAPACITANCE (f=1 MHz @0V C)	TEMPERATURE COEFFICIENT OF V _{BR} Δv _{br}
		VOLTS	VOLTS	VOLTS	VOLTS	μA	pF	Mv/°C
		MAX	MIN	MAX	MAX	MAX	TYP	MAX
SM16LC03	MCA	3.3	4	7.0	9.0	200	25	-5
SM16LC05	MCB	5.0	6	9.8	11	20	25	1
SM16LC12	MCC	12	13.3	19	24	1	25	8
SM16LC15	MCD	15	16.7	24	30	1	25	11
SM16LC24	MCE	24	26.7	43	55	1	25	28

NOTE: Transient Voltage Suppression (TVS) product is normally selected based on its stand off voltage V_{WM}. Product selected voltage should be equal to or greater than the continuous peak operating voltage of the circuit to be protected.

Application: The SM16LCXX product is designed for transient voltage suppression protection of components at the board level. It is an ideal product to be used for protection of I/O Transceivers.



SM16LC24

SM16LC03 thru

WAVE FORMS

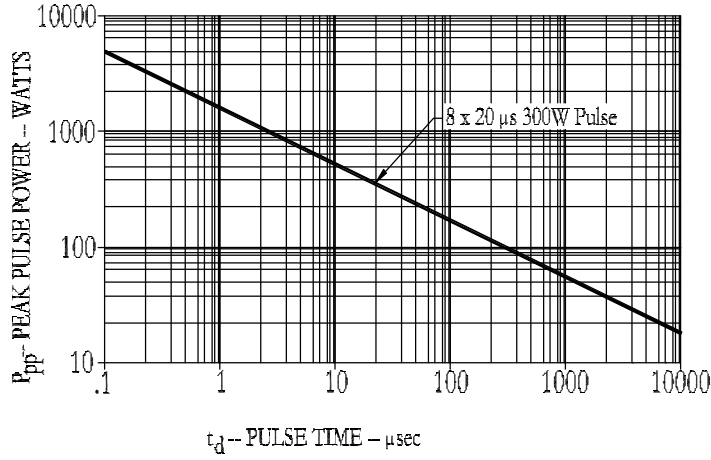


FIGURE 1
Peak Pulse Power Vs Pulse Time

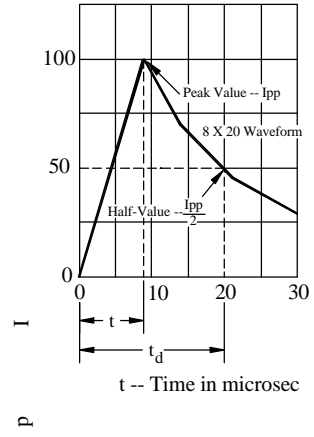


FIGURE 2
Pulse Wave Form

