



SRA2020 THRU SRA2060

20.0 AMPS. Schottky Barrier Rectifiers



Voltage Range
20 to 60 Volts
Current
20.0 Amperes

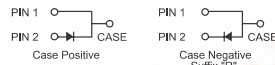
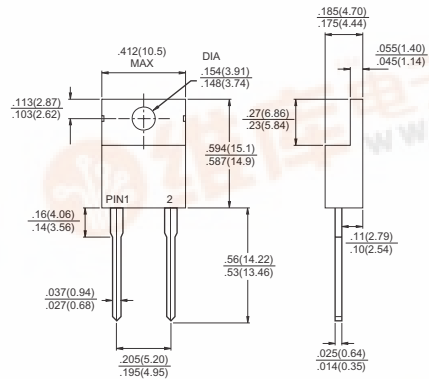
Features

- Low forward voltage drop
- High current capability
- High reliability
- High surge current capability

Mechanical Data

- Cases: TO-220A molded plastic
- Epoxy: UL 94V-O rate flame retardant
- Terminals: Leads solderable per MIL-STD-202, Method 208 guaranteed
- Polarity: As marked
- High temperature soldering guaranteed: 260°C/10 seconds.25", (6.35mm) from case.
- Weight: 2.24 grams

TO-220A



Dimensions in inches and (millimeters)

Maximum Ratings and Electrical Characteristics

Rating at 25°C ambient temperature unless otherwise specified.

Single phase, half wave, 60 Hz, resistive or inductive load.

For capacitive load, derate current by 20%

Type Number	Symbol	SRA 2020	SRA 2030	SRA 2040	SRA 2050	SRA 2060	Units	
Maximum Recurrent Peak Reverse Voltage	V_{RRM}	20	30	40	50	60	V	
Maximum RMS Voltage	V_{RMS}	14	21	28	35	42	V	
Maximum DC Blocking Voltage	V_{DC}	20	30	40	50	60	V	
Maximum Average Forward Rectified Current See Fig. 1	$I_{(AV)}$	20.0						A
Peak Forward Surge Current, 8.3 ms Single Half Sine-wave Superimposed on Rated Load (JEDEC method)	I_{FSM}	300						A
Maximum Instantaneous Forward Voltage @20.0A	V_F	0.55			0.70		V	
Maximum D.C. Reverse Current @ $T_c=25^\circ\text{C}$ at Rated DC Blocking Voltage @ $T_c=100^\circ\text{C}$	I_R	1.0			50		mA	
Typical Thermal Resistance (Note)	$R_{\theta JC}$	1.5					$^\circ\text{C/W}$	
Operating Junction Temperature Range	T_J	-65 to +125			-65 to +150		$^\circ\text{C}$	
Storage Temperature Range	T_{STG}	-65 to +150					$^\circ\text{C}$	

Notes: Mounted on Heatsink Size of 2 in x 3 in x 0.25 in Al-Plate.



RATINGS AND CHARACTERISTIC CURVES (SRA2020 THRU SRA2060)

FIG.1- MAXIMUM FORWARD CURRENT DERATING CURVE

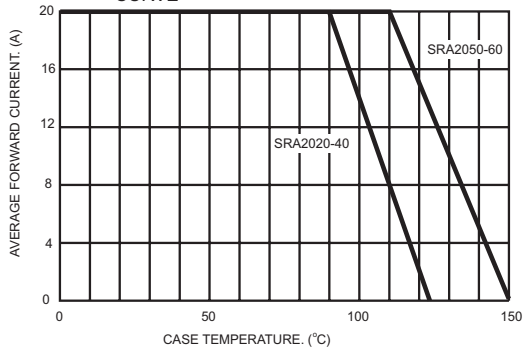


FIG.2- TYPICAL REVERSE CHARACTERISTICS

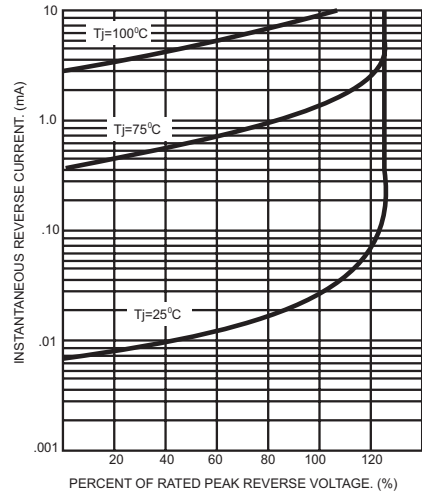


FIG.3- MAXIMUM NON-REPETITIVE FORWARD SURGE CURRENT

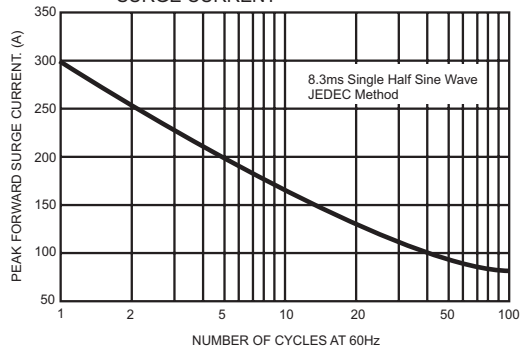


FIG.4- TYPICAL FORWARD CHARACTERISTICS

