查询SUS01L供应商 捷多邦，专业PCB打样工厂，24小时加急出货

MEAN WELL

SWITCHING POWER SUPPLY

ISO-9001 CERTIFIED MANUFACTURER

SUS01L SERIES

- .UNREGULATED DC OUTPUT
- .1000VDC I/O ISOLATION
- .3000VDC ISOLATION IS AVAILABLE
- .INPUT FILTER:CAPACITOR TYPE
- .INTERNAL SMD TECHNOLOGY
- .NO EXTERNAL COMPONENTS REQUIRED
- .HIGH RELIABILITY / LOW COST
- .100% BURN-IN TEST
- .MTBF:700,000 HOURS

MODEL / SPECIFICATION	SUS01L-05	SUS01L-09	SUS01L-12	SUS01L-15
DC OUTPUT VOLTAGE	5V	9V	12V	15V
OUTPUT VOLTAGE ACCURACY	±2%			
OUTPUT RATED CURRENT	200mA	111mA	84mA	67mA
OUTPUT CURRENT RANGE	0-200mA	0-111mA	0-84mA	0-67mA
RIPPLE & NOISE	100mVp-p (max.)			
LINE REGULATION	± 1.2% FOR 1% INPUT VARIATION			
LOAD REGULATION	± 8% @ 20%~FULL LOAD			
DC OUTPUT POWER	1W	1W	1W	1W
EFFICIENCY	73%	75%	78%	79%
SWITCHING FREQUENCY	100KHz min.			
INPUT VOLTAGE RANGE	5V± 10% (4.5~5.5VDC)			
INPUT CURRENT	274mA max.			
SHORT CIRCUIT PROTECTION	MOMENTARY			
OVER VOLTAGE PROTECTION	----------			
TEMP. COEFFICIENT	±0.03% / °C (0~50°C)			
ISOLATION VOLTAGE	I/P-O/P:1KVDC MIN.			
ISOLATION RESISTANCE	I/P-O/P:500VDC / 100M Ohms MIN.			
ISOLATION CAPACITANCE	80pF max.			
WORKING TEMP., HUMIDITY	-15°C~+60°C, 20%~90% RH (NO DERATING); 80% LOAD @ 71°C			
STORAGE TEMP., HUMIDITY	-25°C~+85°C, 10%~95% RH			
DIMENSION	0.89"*0.39"*0.33"			
WEIGHT	3.1g			
CASE METERIAL	NON-CONDUCTIVE PLASTIC			

MECHANISM AND PIN CONFIGURATION

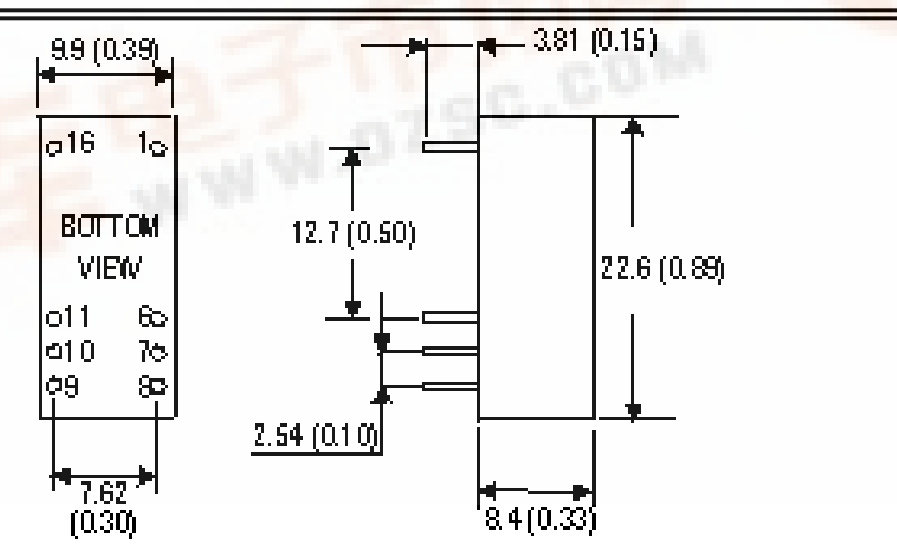

Pin no.	Output
1 & 16	+Vin
6 & 11	-Vout
7 & 10	+Vout
8 & 9	-Vin

NOTE:
1.ALL PARAMETERS ARE SPECIFIED AT RATED INPUT, RATED LOAD, 25° C 70% RH. AMBIENT.
2.RIPPLE & NOISE ARE MEASURED AT 20MHz BY USING A 12" TWISTED PAIR TERMINATED WITH A 0.1uF & 47uF CAPACITOR.
3.LINE REGULATION IS MEASURED FROM LOW LINE TO HIGH LINE AT RATED LOAD.
4.LOAD REGULATION IS MEASURED FROM 20% TO 100% RATED LOAD.

1999-09-20

找PDF pdf.dzsc.com

MEAN WELL

SWITCHING POWER SUPPLY

ISO-9001 CERTIFIED MANUFACTURER

SUS01M SERIES

.UNREGULATED DC OUTPUT

.1000VDC I/O ISOLATION

.3000VDC ISOLATION IS AVAILABLE

.INPUT FILTER:CAPACITOR TYPE

.INTERNAL SMD TECHNOLOGY

.NO EXTERNAL COMPONENTS REQUIRED

.HIGH RELIABILITY / LOW COST

.100% BURN-IN TEST

.MTBF:700,000 HOURS

MODEL / SPECIFICATION	SUS01M-05	SUS01M-09	SUS01M-12	SUS01M-15
DC OUTPUT VOLTAGE	5V	9V	12V	15V
OUTPUT VOLTAGE ACCURACY	±2%			
OUTPUT RATED CURRENT	200mA	111mA	84mA	67mA
OUTPUT CURRENT RANGE	0-200mA	0-111mA	0-84mA	0-67mA
RIPPLE & NOISE	100mVp-p (max.)			
LINE REGULATION	± 1.2% FOR 1% INPUT VARIATION			
LOAD REGULATION	± 8% @ 20%~FULL LOAD			
DC OUTPUT POWER	1W	1W	1W	1W
EFFICIENCY	74%	79%	82%	82%
SWITCHING FREQUENCY	100KHz min.			
INPUT VOLTAGE RANGE	12V± 10% (10.8~13.2VDC)			
INPUT CURRENT	112mA max.			
SHORT CIRCUIT PROTECTION	MOMENTARY			
OVER VOLTAGE PROTECTION	----------			
TEMP. COEFFICIENT	±0.03% / °C (0~50°C)			
ISOLATION VOLTAGE	I/P-O/P:1KVDC MIN.			
ISOLATION RESISTANCE	I/P-O/P:500VDC / 100M Ohms MIN.			
ISOLATION CAPACITANCE	80pF max.			
WORKING TEMP., HUMIDITY	-15°C~+60°C, 20%~90% RH (NO DERATING); 80% LOAD @ 71°C			
STORAGE TEMP., HUMIDITY	-25°C~+85°C, 10%~95% RH			
DIMENSION	0.89"*0.39"*0.33"			
WEIGHT	3.1g			
CASE METERIAL	NON-CONDUCTIVE PLASTIC			

MECHANISM AND PIN CONFIGURATION

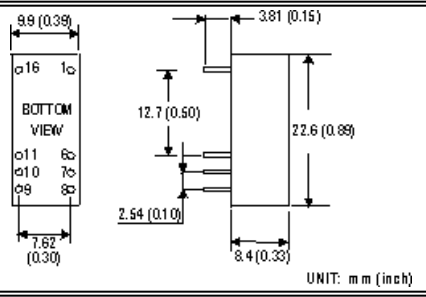

Pin no.	Output
1 & 16	+Vin
6 & 11	-Vout
7 & 10	+Vout
8 & 9	-Vin

NOTE :
1.ALL PARAMETERS ARE SPECIFIED AT RATED INPUT, RATED LOAD, 25°C 70% RH. AMBIENT.
2.RIPPLE & NOISE ARE MEASURED AT 20MHz BY USING A 12" TWISTED PAIR TERMINATED WITH A 0.1uF & 47uF CAPACITOR.
3.LINE REGULATION IS MEASURED FROM LOW LINE TO HIGH LINE AT RATED LOAD.
4.LOAD REGULATION IS MEASURED FROM 20% TO 100% RATED LOAD.

MEAN WELL

SWITCHING POWER SUPPLY

ISO-9001 CERTIFIED MANUFACTURER

SUS01N SERIES

.UNREGULATED DC OUTPUT

.1000VDC I/O ISOLATION

.3000VDC ISOLATION IS AVAILABLE

.INPUT FILTER:CAPACITOR TYPE

.INTERNAL SMD TECHNOLOGY

.NO EXTERNAL COMPONENTS REQUIRED

.HIGH RELIABILITY / LOW COST

.100% BURN-IN TEST

.MTBF:700,000 HOURS

MODEL / SPECIFICATION	SUS01N-05	SUS01N-09	SUS01N-12	SUS01N-15
DC OUTPUT VOLTAGE	5V	9V	12V	15V
OUTPUT VOLTAGE ACCURACY	±2%			
OUTPUT RATED CURRENT	200mA	111mA	84mA	67mA
OUTPUT CURRENT RANGE	0-200mA	0-111mA	0-84mA	0-67mA
RIPPLE & NOISE	100mVp-p (max.)			
LINE REGULATION	± 1.2% FOR 1% INPUT VARIATION			
LOAD REGULATION	± 8% @ 20%~FULL LOAD			
DC OUTPUT POWER	1W	1W	1W	1W
EFFICIENCY	76%	80%	83%	83%
SWITCHING FREQUENCY	100KHz min.			
INPUT VOLTAGE RANGE	24V± 10% (21.6~26.4VDC)			
INPUT CURRENT	55mA max.			
SHORT CIRCUIT PROTECTION	MOMENTARY			
OVER VOLTAGE PROTECTION	----------			
TEMP. COEFFICIENT	±0.03% / °C (0~50°C)			
ISOLATION VOLTAGE	I/P-O/P:1KVDC MIN.			
ISOLATION RESISTANCE	I/P-O/P:500VDC / 100M Ohms MIN.			
ISOLATION CAPACITANCE	80pF max.			
WORKING TEMP., HUMIDITY	-15°C~+60°C, 20%~90% RH (NO DERATING); 80% LOAD @ 71°C			
STORAGE TEMP., HUMIDITY	-25°C~+85°C, 10%~95% RH			
DIMENSION	0.89"*0.39"*0.33"			
WEIGHT	3.1g			
CASE METERIAL	NON-CONDUCTIVE PLASTIC			

MECHANISM AND PIN CONFIGURATION

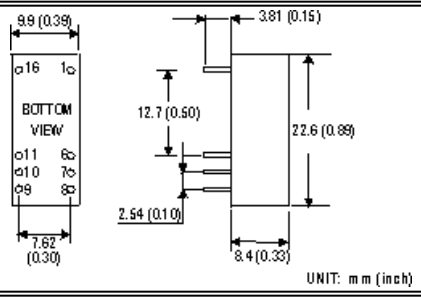

Pin no.	Output
1 & 16	+Vin
6 & 11	-Vout
7 & 10	+Vout
8 & 9	-Vin

NOTE :
1.ALL PARAMETERS ARE SPECIFIED AT RATED INPUT, RATED LOAD, 25°C 70% RH. AMBIENT.
2.RIPPLE & NOISE ARE MEASURED AT 20MHz BY USING A 12" TWISTED PAIR TERMINATED WITH A 0.1uF & 47uF CAPACITOR.
3.LINE REGULATION IS MEASURED FROM LOW LINE TO HIGH LINE AT RATED LOAD.
4.LOAD REGULATION IS MEASURED FROM 20% TO 100% RATED LOAD.

MEAN WELL

SWITCHING POWER SUPPLY

ISO-9001 CERTIFIED MANUFACTURER

SUS01O SERIES

.UNREGULATED DC OUTPUT

.1000VDC I/O ISOLATION

.3000VDC ISOLATION IS AVAILABLE

.INPUT FILTER:CAPACITOR TYPE

.INTERNAL SMD TECHNOLOGY

.NO EXTERNAL COMPONENTS REQUIRED

.HIGH RELIABILITY / LOW COST

.100% BURN-IN TEST

.MTBF:700,000 HOURS

MODEL / SPECIFICATION	SUS01O-05	SUS01O-09	SUS01O-12	SUS01O-15
DC OUTPUT VOLTAGE	5V	9V	12V	15V
OUTPUT VOLTAGE ACCURACY	±2%			
OUTPUT RATED CURRENT	200mA	111mA	84mA	67mA
OUTPUT CURRENT RANGE	0-200mA	0-111mA	0-84mA	0-67mA
RIPPLE & NOISE	100mVp-p (max.)			
LINE REGULATION	± 1.2% FOR 1% INPUT VARIATION			
LOAD REGULATION	± 8% @ 20%~FULL LOAD			
DC OUTPUT POWER	1W	1W	1W	1W
EFFICIENCY	74%	77%	83%	83%
SWITCHING FREQUENCY	100KHz min.			
INPUT VOLTAGE RANGE	48V± 10% (43.2~52.8VDC)			
INPUT CURRENT	28mA max.			
SHORT CIRCUIT PROTECTION	MOMENTARY			
OVER VOLTAGE PROTECTION	----------			
TEMP. COEFFICIENT	±0.03% / °C (0~50°C)			
ISOLATION VOLTAGE	I/P-O/P:1KVDC MIN.			
ISOLATION RESISTANCE	I/P-O/P:500VDC / 100M Ohms MIN.			
ISOLATION CAPACITANCE	80pF max.			
WORKING TEMP., HUMIDITY	-15°C~+60°C, 20%~90% RH (NO DERATING); 80% LOAD @ 71°C			
STORAGE TEMP., HUMIDITY	-25°C~+85°C, 10%~95% RH			
DIMENSION	0.89"*0.39"*0.33"			
WEIGHT	3.1g			
CASE METERIAL	NON-CONDUCTIVE PLASTIC			

MECHANISM AND PIN CONFIGURATION

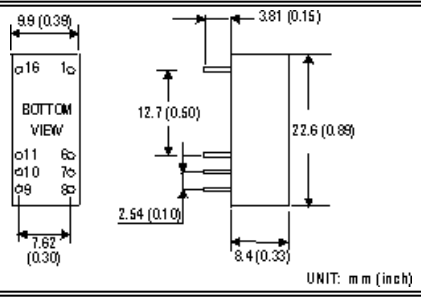

Pin no.	Output
1 & 16	+Vin
6 & 11	-Vout
7 & 10	+Vout
8 & 9	-Vin

NOTE :
1.ALL PARAMETERS ARE SPECIFIED AT RATED INPUT, RATED LOAD, 25°C 70% RH. AMBIENT.
2.RIPPLE & NOISE ARE MEASURED AT 20MHz BY USING A 12" TWISTED PAIR TERMINATED WITH A 0.1uF & 47uF CAPACITOR.
3.LINE REGULATION IS MEASURED FROM LOW LINE TO HIGH LINE AT RATED LOAD.
4.LOAD REGULATION IS MEASURED FROM 20% TO 100% RATED LOAD.

1999-09-20