

Ordering number :EN4274A



SVC354

Diffused Junction Type Silicon Diode Composite Varactor Diode for AM Receiver Low-Voltage Electronic Tuning Applications

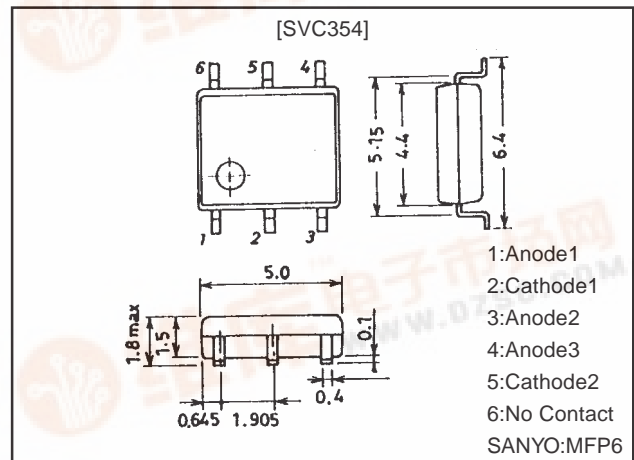
Features

- Excellent matching characteristics because of composite type.
- Manufacturing processes reducible and automatic mounting supported.
- High capacitance ratio and high quality factor.
- Capacitance separated in RF and OSC.
- Tape reel packaging.
- Surface mount type.

Package Dimensions

unit:mm

1267



Specifications

Absolute Maximum Ratings at Ta = 25°C

Parameter	Symbol	Conditions	Ratings	Unit
Reverse Voltage	V_R		16	V
Junction Temperature	T_j		125	°C
Storage Temperature	T_{stg}		-55 to +125	°C

Electrical Characteristics at Ta = 25°C

Parameter	Symbol	Conditions	Ratings			Unit
			min	typ	max	
Breakdown Voltage	$V_{(BR)R}$	$I_R=10\mu A$	16			V
Reverse Current (One diode)	I_R	$V_R=9V$			100	nA
Interterminal Capacitance (Average)	C_{1V}	$V_R=1V, f=1MHz^*1$	460.0*		540.0*	pF
	C_{6V}	$V_R=6V, f=1MHz$		52.0		pF
	C_{8V}	$V_R=8V, f=1MHz$	21.0		27.0	pF
Quality Factor	Q	$V_R=1V, f=1MHz$	200			
Capacitance Ratio	CR	$C_{1V}/C_{8V}, f=1MHz$	17.5		24.5	
Matching Tolerance	ΔC_m^*2	$V_R=1V$ to $8V, f=1MHz$			± 2.5	%

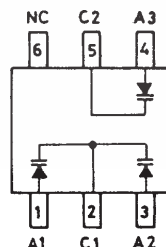
Note)*1:1MHz signal:20mVrms

Note)*2: $\Delta C_m = (C_{Dn} - C_{D3}) / C_{D3} \times 100$

Note)*:The SVC354 is classified by C_{1V} as follows:

Rank	C_{1V} (pF)
R	460.0 to 491.0
S	482.0 to 515.0
T	505.0 to 540.0

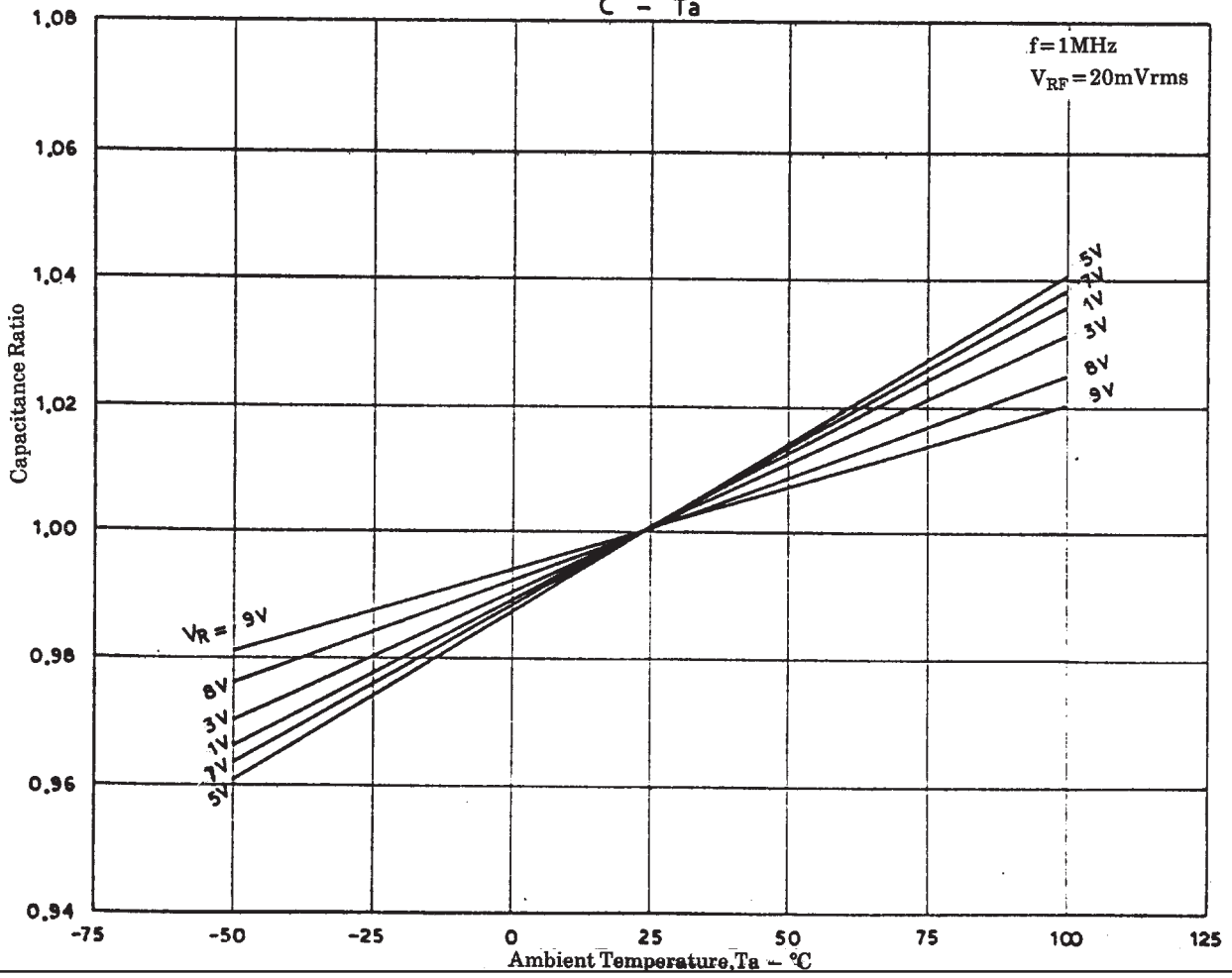
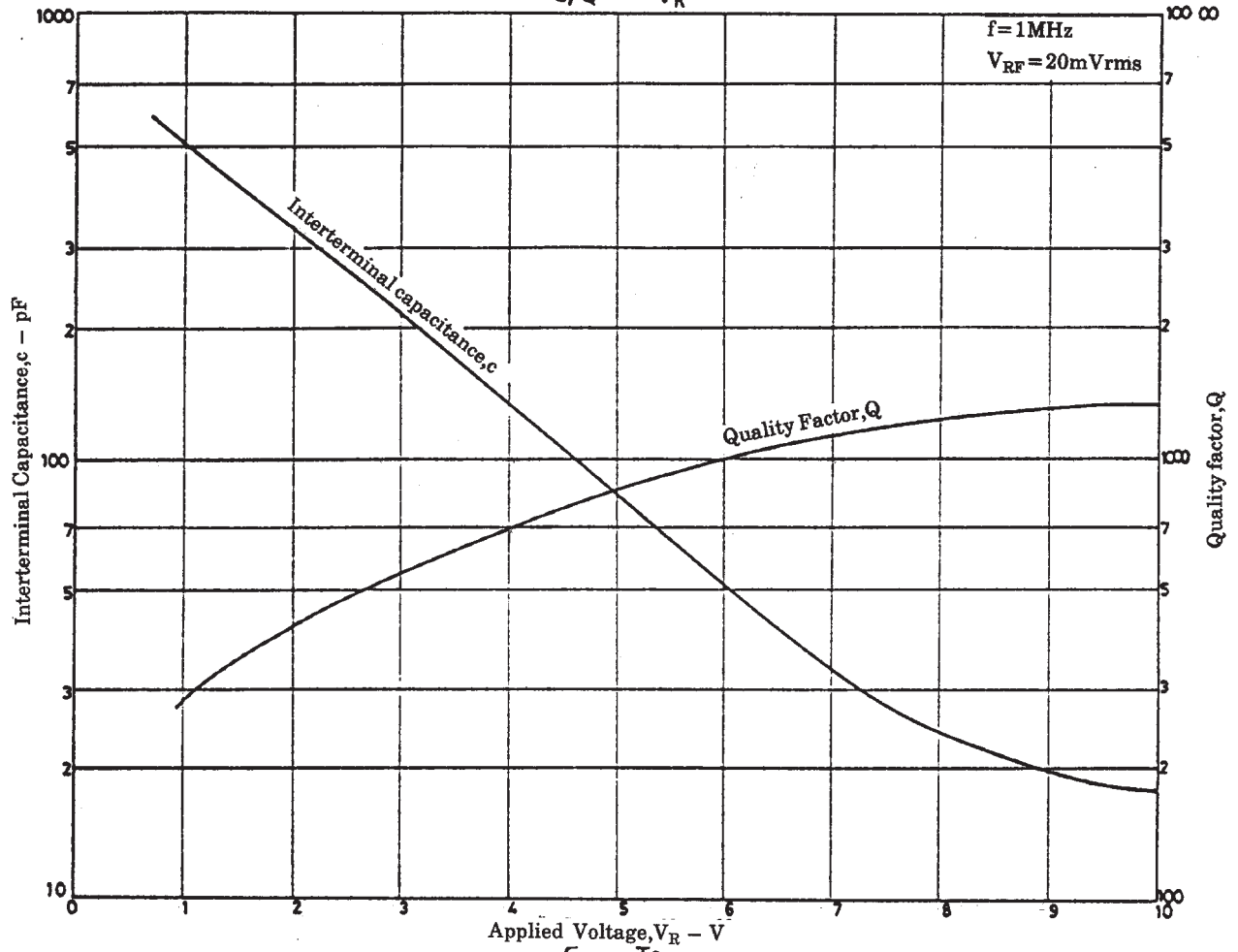
Electrical Connection



A:Anode
C:Cathode

SVC354

C, Q - V_R



- No products described or contained herein are intended for use in surgical implants, life-support systems, aerospace equipment, nuclear power control systems, vehicles, disaster/crime-prevention equipment and the like, the failure of which may directly or indirectly cause injury, death or property loss.
- Anyone purchasing any products described or contained herein for an above-mentioned use shall:
 - ① Accept full responsibility and indemnify and defend SANYO ELECTRIC CO., LTD., its affiliates, subsidiaries and distributors and all their officers and employees, jointly and severally, against any and all claims and litigation and all damages, cost and expenses associated with such use:
 - ② Not impose any responsibility for any fault or negligence which may be cited in any such claim or litigation on SANYO ELECTRIC CO., LTD., its affiliates, subsidiaries and distributors or any of their officers and employees jointly or severally.
- Information (including circuit diagrams and circuit parameters) herein is for example only; it is not guaranteed for volume production. SANYO believes information herein is accurate and reliable, but no guarantees are made or implied regarding its use or any infringements of intellectual property rights or other rights of third parties.