
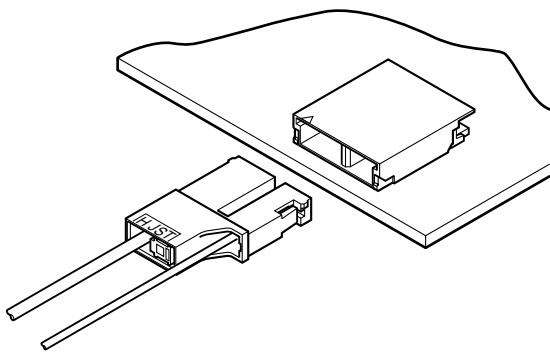


BHT CONNECTOR

Disconnectable Crimp style connectors



Low profile connectors with high withstanding voltage, designed for connecting liquid crystal display backlight lamps to their starters.



Features

• High withstanding voltage

Conforming to IEC664-1 standards, the BHT connector is designed to have a enough electrical creep distances at the high-voltage side. Thus, compared to the conventional power supply connector for liquid crystal display backlight lamps, higher voltage is guaranteed.

• Low profile

Only 2.8mm (.118") height.

• Housing construction

Housing is of 2-piece construction, to prevent the contact for the higher voltage side from being exposed, while the lower voltage side is designed to be shorter for easy insertion of the contact even with thin wires.

Specifications

- Current rating: 1.0A AC, DC
 - Voltage rating: 1,500V AC, DC
 - Temperature range: -25°C to +85°C
(including temperature rise in applying electrical current)
 - Contact resistance: Initial value/10m Ω max.
After environmental testing/20m Ω max.
 - Insulation resistance: 1,000M Ω min.
 - Withstanding voltage: 4,000V AC/minute
 - Applicable wire: AWG #28 to #24
Insulation O.D/0.9 to 1.7mm(.035" to .067")
- * Contact JST for details.

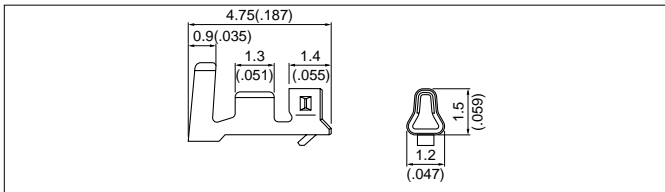
Standards

Recognized E60389

Certified LR20812

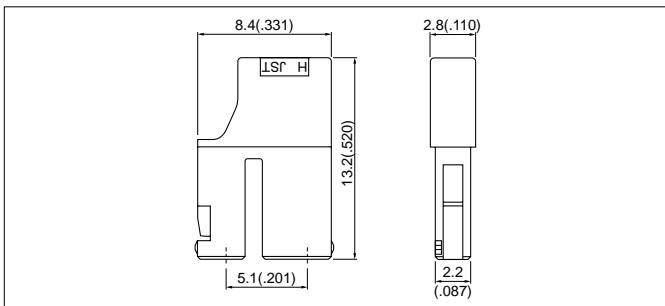
BHT CONNECTOR

Contact



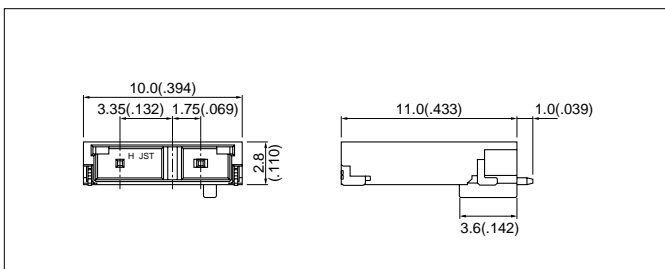
Model No.	Applicable wire			Q'ty / reel
	mm ²	AWG #	Insulation O.D. mm(in.)	
SBHT-002T-P0.5	0.08 to 0.22	28 to 24	0.9 to 1.7(.035 to .067)	10,000
Material and Finish				
Copper alloy, tin-plated				

Housing



Circuits	Model No.	Q'ty / box
2	BHTR-02VS	1,000
Material		
PBT, UL94V-0, natural (white)		

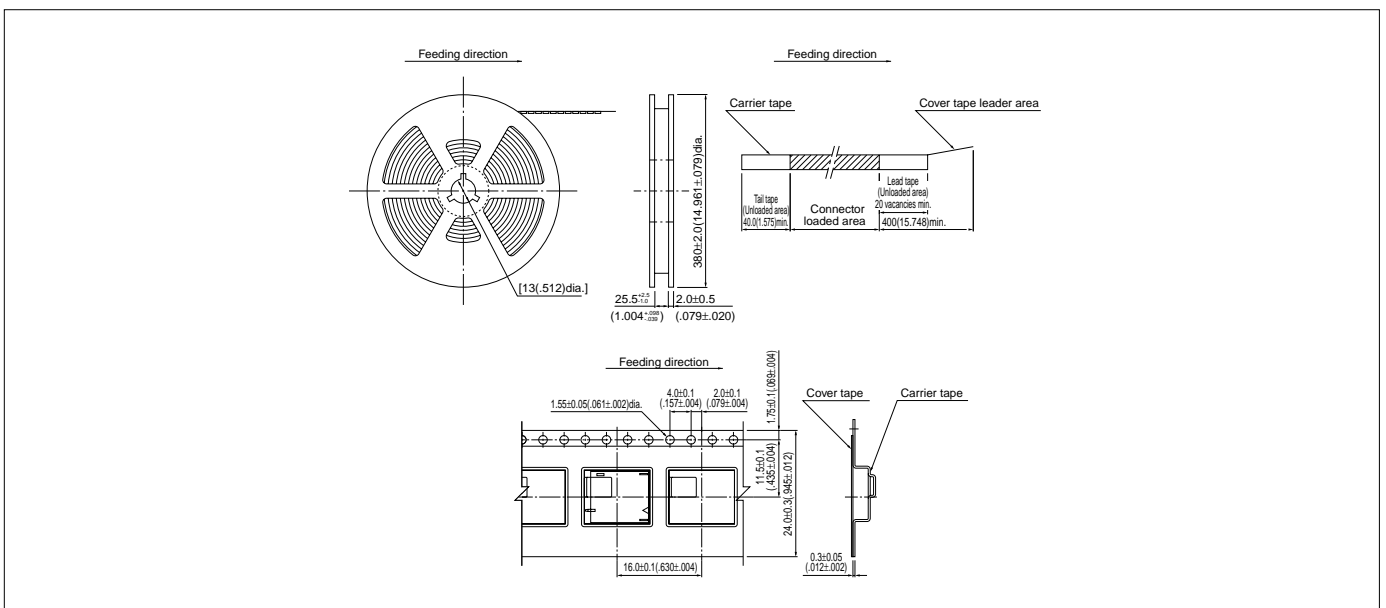
Shrouded header



Circuits	Model No.	Q'ty / reel
2	SM02B-BHTS-B-TB	1,250
Material and Finish		
Press pin: Copper alloy, copper-undercoated, tin/lead-plated		
Post: Copper alloy, copper-undercoated, tin/lead-plated		
Wafer : Modified 6T nylon, UL94V-0, natural (ivory)		
Solder tab: Copper alloy, copper-undercoated, tin/lead-plated		

Note: The products listed above are supplied on embossed tape.

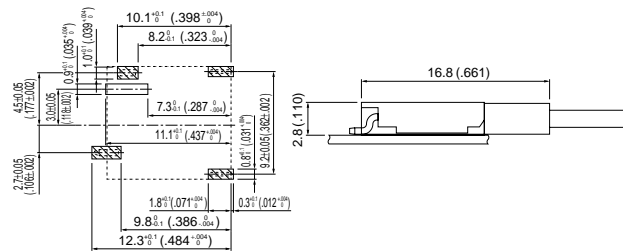
Taping specifications



Note: 1. Conforms to JIS C0806. Tape width and tape connector recess dimensions depend the connector outer dimensions.
2. Specifications are subject to change without prior notice.

BHT CONNECTOR

PC board layout (viewed from component side) and Assembly layout



Applicator for the semi-automatic press AP-K2N

Contact	Crimp applicator MKS-L		Compact crimp applicator MKS-LS		Strip-crimp applicator MKS-SC
	with safety cover	without safety cover	with safety cover	without safety cover	with safety cover
SBHT-002T-P0.5	APLMK SBHT002-05	APLNC SBHT002-05	-	-	-

Copyright © Each Manufacturing Company.

All Datasheets cannot be modified without permission.

This datasheet has been download from :

www.AllDataSheet.com

100% Free DataSheet Search Site.

Free Download.

No Register.

Fast Search System.

www.AllDataSheet.com