


C&K TDA Series Ultra-miniature Surface Mount Half-pitch DIP Switches

Features/Benefits

- **Bifurcated contact for increased electrical reliability**
- **Tin-lead plated terminals for reliable solder coverage**
- **Process sealed for surface mount soldering and washable processing**

Typical Applications

- **Hand-held electronic devices**
- **Portable computer and electronic devices**
- **Instrumentation and controls**



H
DIP

How To Order

Complete part numbers for TDA Series are shown below. All switches supplied in "OFF" position.

Specifications

SWITCH FUNCTION: SPST – 2, 4, 6, 8 & 10 positions.

CONTACT RATING:

- 24 V DC, 25 mA (switching).
- 50 V DC, 100 mA (steady state).

MECHANICAL AND ELECTRICAL LIFE: 1,000 cycles.

CONTACT RESISTANCE: 100 milliohms max.

INSULATION RESISTANCE: 100 megohms @ 100 V DC min.

DIELECTRIC STRENGTH: 300 V AC min.

STORAGE TEMPERATURE: -40°C to 85°C.

OPERATING TEMPERATURE: -20°C to 85°C.

SOLDERABILITY: Per MIL-STD-202F method 208D, or EIA RS-186E method 9 (1 hour steam aging).

PACKAGING: Switches supplied in rigid dispensing tubes in full tube quantities only, this may affect order quantity. Numbers of switches per tube varies with model. Tape and reel packaging also available.

Materials

CASE & COVER: glass filled PPA (UL94V-0).

ACTUATOR: LCP (UL94V-0).

CONTACTS: Copper alloy, with gold plate over nickel plate.

TERMINALS: Copper alloy, with tin-lead alloy over nickel plate.

All terminals are insert molded.

TAPE SEAL: Polyamide.

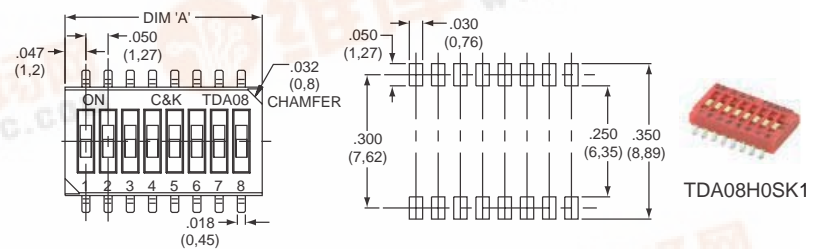
NOTE: Specifications and materials listed above are for switches with standard options. For information on specific and custom switches, consult Customer Service Center.

Tube Package

PART NUMBER	NO. POS.	DIM. 'A'	QUANTITY PER TUBE
TDA02H0SK1	2	.144 (3,67)	125
TDA04H0SK1	4	.244 (6,21)	70
TDA06H0SK1	6	.344 (8,75)	50
TDA08H0SK1	8	.444 (11,29)	40
TDA10H0SK1	10	.544 (13,83)	30

Schematic

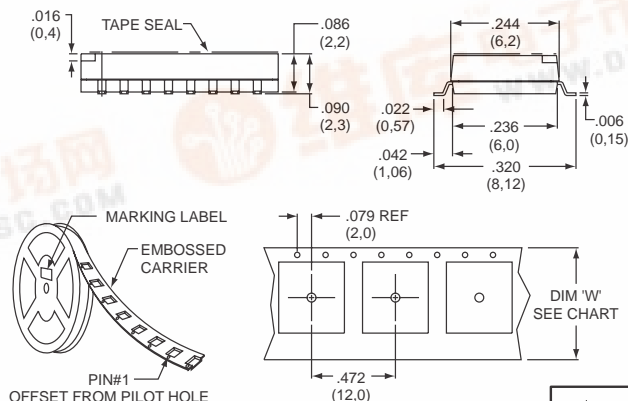
SPST



TDA08H0SK1

Tape & Reel Package

PART NUMBER	NO. POS.	DIM. 'W'	QUANTITY PER REEL
TDA02H0SK1R	2	.630 (16,0)	2000
TDA04H0SK1R	4	.630 (16,0)	2000
TDA06H0SK1R	6	.630 (16,0)	2000
TDA08H0SK1R	8	.945 (24,0)	2000
TDA10H0SK1R	10	.945 (24,0)	2000



Dimensions are shown inch (mm)
Dimensions subject to change

