



TF252TH — N-channel Silicon Junction FET

Electret Condenser Microphone Applications

Features

- High gain : $G_V=1.0\text{dB typ}$ ($V_{CC}=2\text{V}$, $R_L=2.2\text{k}\Omega$, $C_{in}=5\text{pF}$, $V_{IN}=10\text{mV}$, $f=1\text{kHz}$).
- Ultrasmall package facilitates miniaturization in end products.
- Best suited for use in Electret Condenser Microphone for audio equipments and telephones.
- Excellent voltage characteristics.
- Excellent transient characteristics.
- Adoption of FBET process.
- Halogen free compliance.

Specifications

Absolute Maximum Ratings at $T_a=25^\circ\text{C}$

Parameter	Symbol	Conditions	Ratings	Unit
Gate-to-Drain Voltage	V_{GDO}		-20	V
Gate Current	I_G		10	mA
Drain Current	I_D		1	mA
Allowable Power Dissipation	P_D		100	mW
Junction Temperature	T_J		150	$^\circ\text{C}$
Storage Temperature	T_{stg}		-55 to +150	$^\circ\text{C}$

Marking: D

- Any and all SANYO Semiconductor Co.,Ltd. products described or contained herein are, with regard to "standard application", intended for the use as general electronics equipment (home appliances, AV equipment, communication device, office equipment, industrial equipment etc.). The products mentioned herein shall not be intended for use for any "special application" (medical equipment whose purpose is to sustain life, aerospace instrument, nuclear control device, burning appliances, transportation machine, traffic signal system, safety equipment etc.) that shall require extremely high level of reliability and can directly threaten human lives in case of failure or malfunction of the product or may cause harm to human bodies, nor shall they grant any guarantee thereof. If you should intend to use our products for applications outside the standard applications of our customer who is considering such use and/or outside the scope of our intended standard applications, please consult with us prior to the intended use. If there is no consultation or inquiry before the intended use, our customer shall be solely responsible for the use.
- Specifications of any and all SANYO Semiconductor Co.,Ltd. products described or contained herein stipulate the performance, characteristics, and functions of the described products in the independent state, and are not guarantees of the performance, characteristics, and functions of the described products as mounted in the customer's products or equipment. To verify symptoms and states that cannot be evaluated in an independent device, the customer should always evaluate and test devices mounted in the customer's products or equipment.

TF252TH

Electrical Characteristics at Ta=25°C

Parameter	Symbol	Conditions	Ratings			Unit
			min	typ	max	
Gate-to-Drain Breakdown Voltage	$V_{(BR)GDO}$	$I_G = -100\mu A$	-20			V
Cutoff Voltage	$V_{GS(off)}$	$V_{DS} = 2V, I_D = 1\mu A$	-0.1	-0.4	-1.0	V
Zero-Gate Voltage Drain Current	I_{DSS}	$V_{DS} = 2V, V_{GS} = 0V$	140*		350*	μA
Forward Transfer Admittance	$ y_{fs} $	$V_{DS} = 2V, V_{GS} = 0V, f = 1kHz$	0.8	1.4		mS
Input Capacitance	C_{iss}	$V_{DS} = 2V, V_{GS} = 0V, f = 1MHz$		3.1		pF
Reverse Transfer Capacitance	C_{rss}	$V_{DS} = 2V, V_{GS} = 0V, f = 1MHz$		0.95		pF
[Ta=25°C, V _{CC} =2V, R _L =2.2kΩ, C _{in} =5pF, See specified Test Circuit.]						
Voltage Gain	G_V	$V_{IN} = 10mV, f = 1kHz$		1.0		dB
Reduced Voltage Characteristic	ΔG_{VV}	$V_{IN} = 10mV, f = 1kHz, V_{CC} = 2.0 \rightarrow 1.5V$		-0.6	-2.0	dB
Frequency Characteristic	ΔG_{vf}	$f = 1kHz \text{ to } 110Hz$			-1.0	dB
Total Harmonic Distortion	THD	$V_{IN} = 30mV, f = 1kHz$		0.65		%
Output Noise Voltage	V_{NO}	$V_{IN} = 0V, A \text{ curve}$		-106	-102	dB

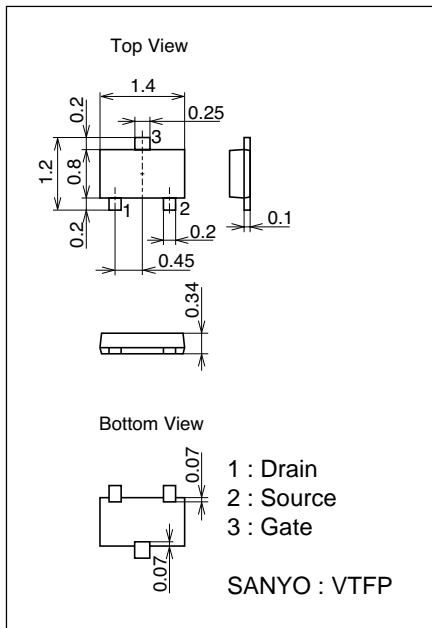
* : The TF252TH is classified by I_{DSS} as follows : (unit : μA)

Rank	4	5
I_{DSS}	140 to 240	210 to 350

Package Dimensions

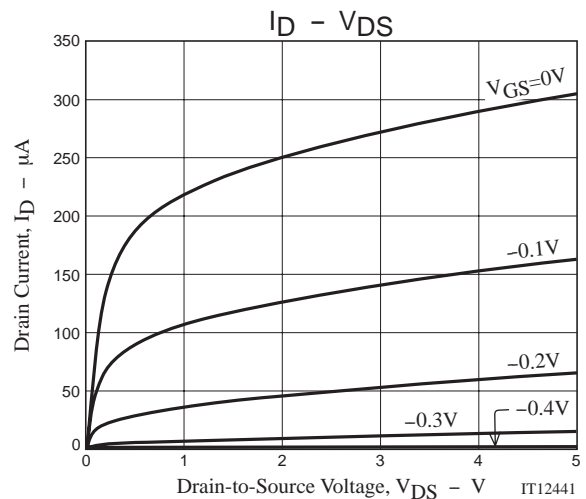
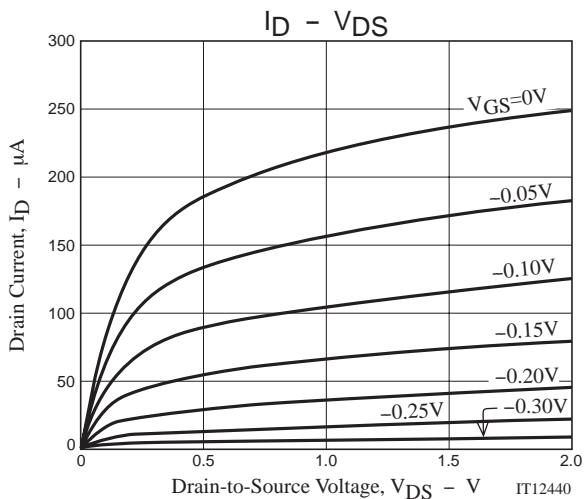
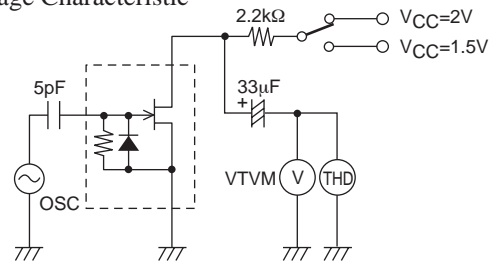
unit : mm (typ)

7031-001

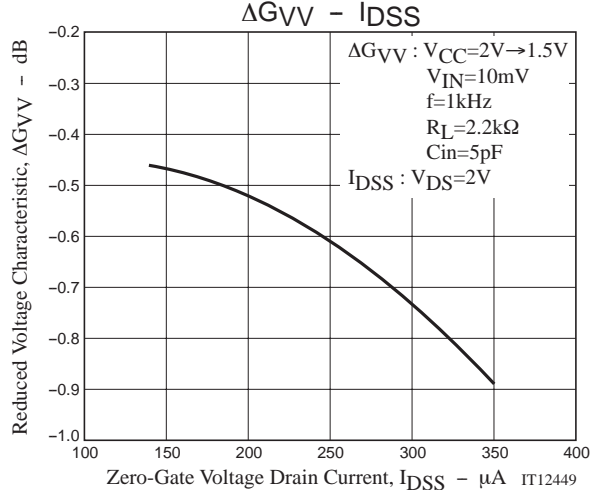
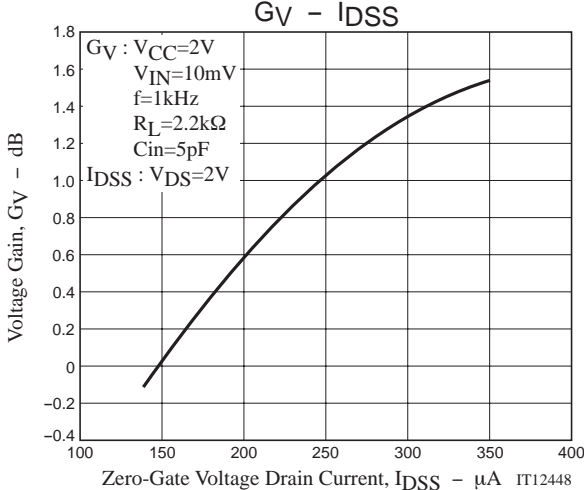
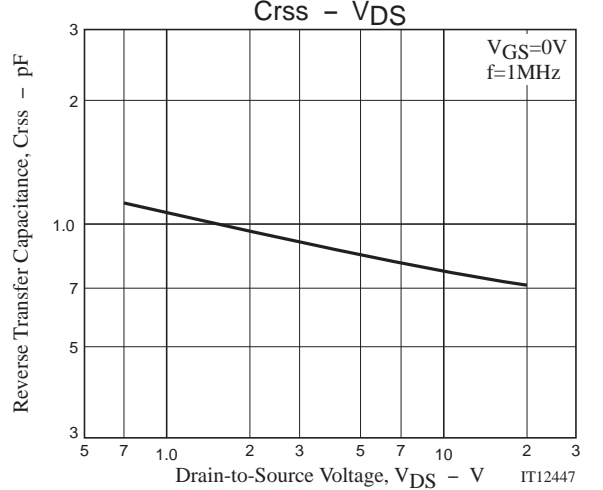
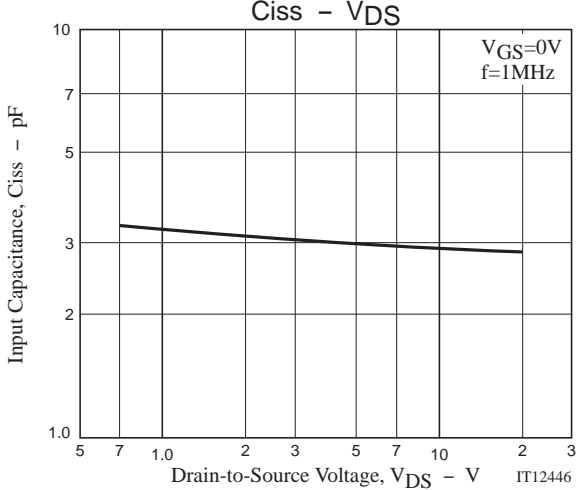
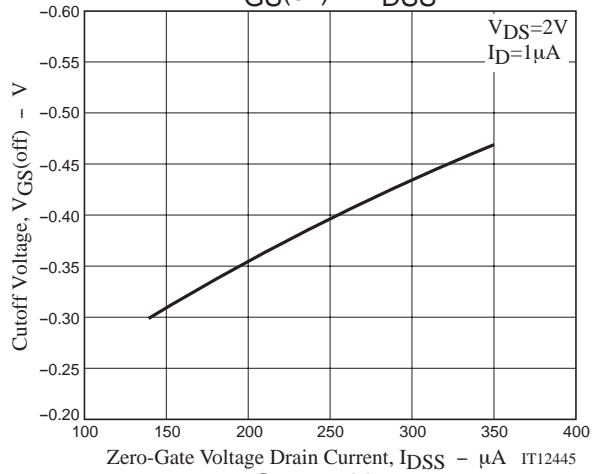
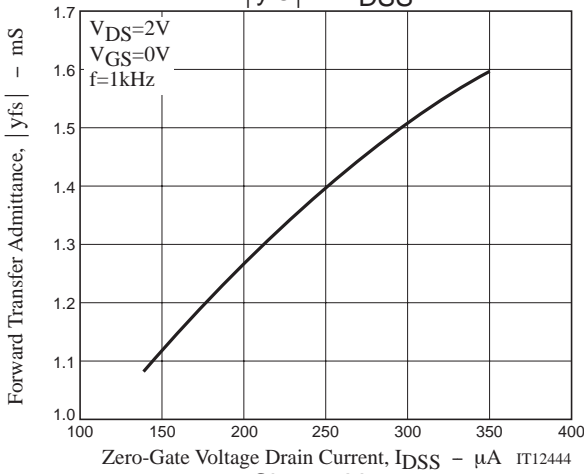
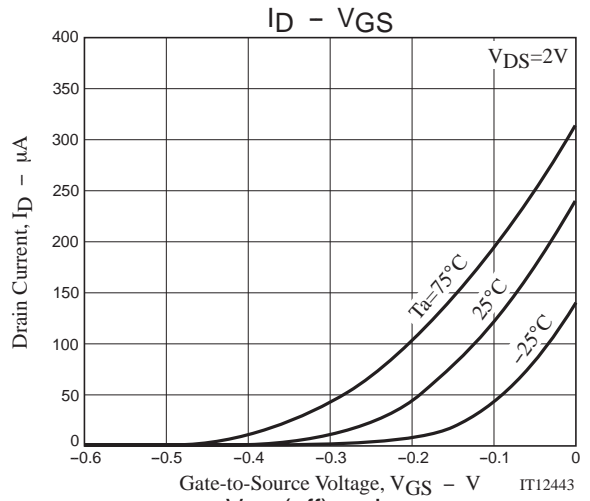
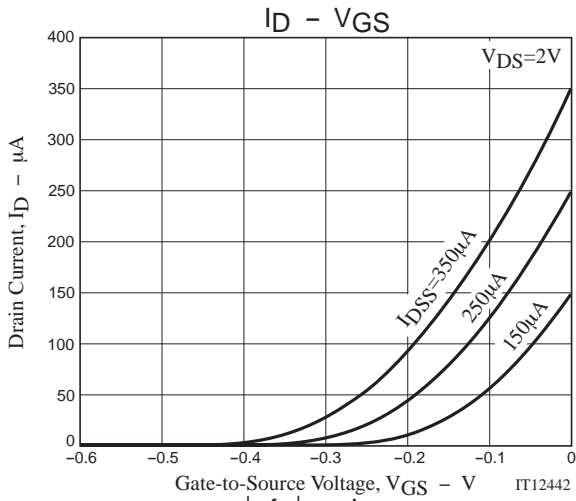


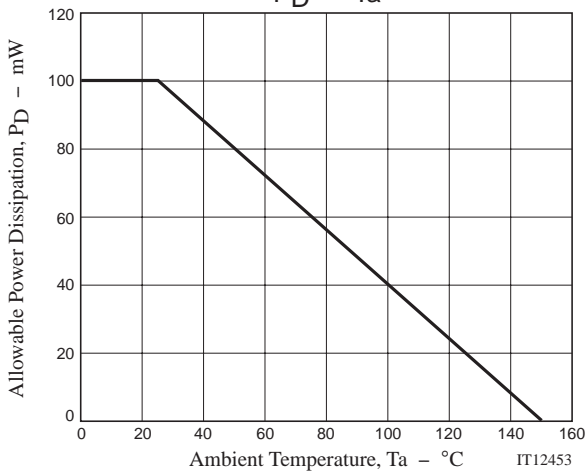
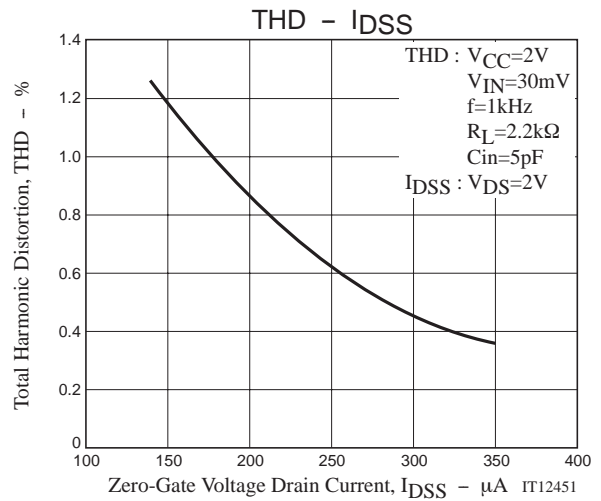
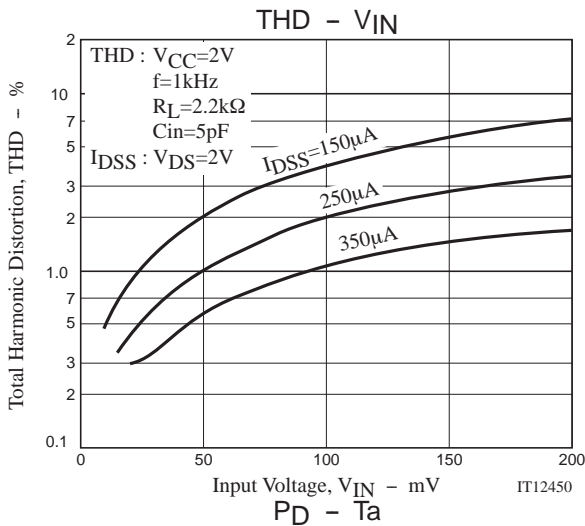
Test Circuit

Voltage gain
Frequency Characteristic
Distortion
Reduced Voltage Characteristic



TF252TH





- SANYO Semiconductor Co.,Ltd. assumes no responsibility for equipment failures that result from using products at values that exceed, even momentarily, rated values (such as maximum ratings, operating condition ranges, or other parameters) listed in products specifications of any and all SANYO Semiconductor Co.,Ltd. products described or contained herein.
- SANYO Semiconductor Co.,Ltd. strives to supply high-quality high-reliability products, however, any and all semiconductor products fail or malfunction with some probability. It is possible that these probabilistic failures or malfunction could give rise to accidents or events that could endanger human lives, trouble that could give rise to smoke or fire, or accidents that could cause damage to other property. When designing equipment, adopt safety measures so that these kinds of accidents or events cannot occur. Such measures include but are not limited to protective circuits and error prevention circuits for safe design, redundant design, and structural design.
- In the event that any or all SANYO Semiconductor Co.,Ltd. products described or contained herein are controlled under any of applicable local export control laws and regulations, such products may require the export license from the authorities concerned in accordance with the above law.
- No part of this publication may be reproduced or transmitted in any form or by any means, electronic or mechanical, including photocopying and recording, or any information storage or retrieval system, or otherwise, without the prior written consent of SANYO Semiconductor Co.,Ltd.
- Any and all information described or contained herein are subject to change without notice due to product/technology improvement, etc. When designing equipment, refer to the "Delivery Specification" for the SANYO Semiconductor Co.,Ltd. product that you intend to use.
- Information (including circuit diagrams and circuit parameters) herein is for example only; it is not guaranteed for volume production.
- Upon using the technical information or products described herein, neither warranty nor license shall be granted with regard to intellectual property rights or any other rights of SANYO Semiconductor Co.,Ltd. or any third party. SANYO Semiconductor Co.,Ltd. shall not be liable for any claim or suits with regard to a third party's intellectual property rights which has resulted from the use of the technical information and products mentioned above.

This catalog provides information as of July, 2007. Specifications and information herein are subject to change without notice.