



STTH306

TURBO 2 ULTRAFAST HIGH VOLTAGE RECTIFIER

MAIN PRODUCT CHARACTERISTICS


I_{F(AV)}	3 A
V_{RRM}	600 V
T_j (max)	175 °C
V_F (max)	1.25 V
trr (max)	30 ns

FEATURES AND BENEFITS

- Ultrafast switching
- Low reverse recovery current
- Reduces switching & conduction losses
- Low thermal resistance

DESCRIPTION

The STTH306, which is using ST Turbo 2 600V technology, is specially suited for use in switching power supplies, inverters and as a free wheeling diode.



ABSOLUTE RATINGS (limiting values)

Symbol	Parameter		Value	Unit
V _{RRM}	Repetitive peak reverse voltage		600	V
I _{F(RMS)}	RMS forward current		8	A
I _{F(AV)}	Average forward current	T _I = 80°C δ = 0.5	3	A
I _{FSM}	Surge non repetitive forward current	t _p = 10 ms Sinusoidal	55	A
T _{stg}	Storage temperature range		- 65 + 175	°C
T _j	Maximum operating junction temperature		+ 175	°C

THERMAL PARAMETERS

Symbol	Parameter	Maximum	Unit
$R_{th(j-l)}$	Junction to lead	20	°C/W
$R_{th(j-a)}$	Junction to ambient	75	

STATIC ELECTRICAL CHARACTERISTICS

Symbol	Parameter	Tests conditions		Min.	Typ.	Max.	Unit
I_R	Reverse leakage current	$V_R = 600V$	$T_j = 25^\circ C$			3	μA
			$T_j = 150^\circ C$		15	100	
V_F	Forward voltage drop	$I_F = 3 A$	$T_j = 25^\circ C$			1.7	V
			$T_j = 150^\circ C$		1.0	1.25	

To evaluate the maximum conduction losses use the following equation :

$$P = 1.03 \times I_{F(AV)} + 0.09 I_{F(RMS)}^2$$

DYNAMIC ELECTRICAL CHARACTERISTICS

Symbol	Tests conditions		Min.	Typ.	Max.	Unit
t_{rr}	$I_F = 0.5 A$ $I_{rr} = 0.25 A$ $I_R = 1 A$	$T_j = 25^\circ C$			30	ns
	$I_F = 1 A$ $di_F/dt = -50 A/\mu s$ $V_R = 30V$			35		
t_{fr}	$I_F = 3 A$ $di_F/dt = 100 A/\mu s$	$T_j = 25^\circ C$			100	ns
V_{FP}	$V_{FR} = 1.1 \times V_{Fmax}$				10	V

Fig. 1: Conduction losses versus average current.

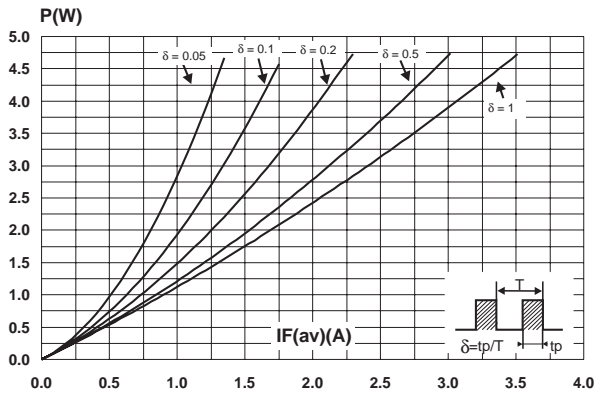


Fig. 2: Forward voltage drop versus forward current.

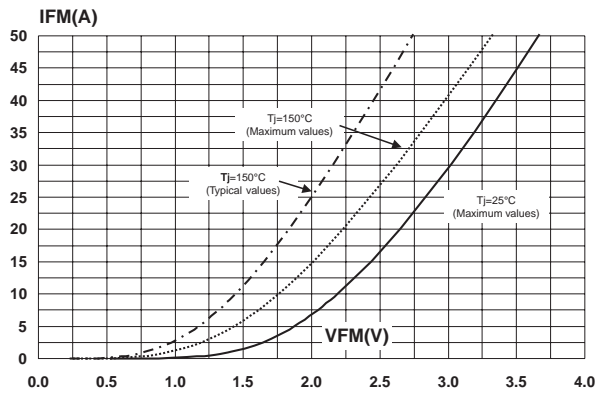


Fig. 3: Relative variation of thermal impedance junction ambient versus pulse duration (epoxy FR4, Leads = 10mm)

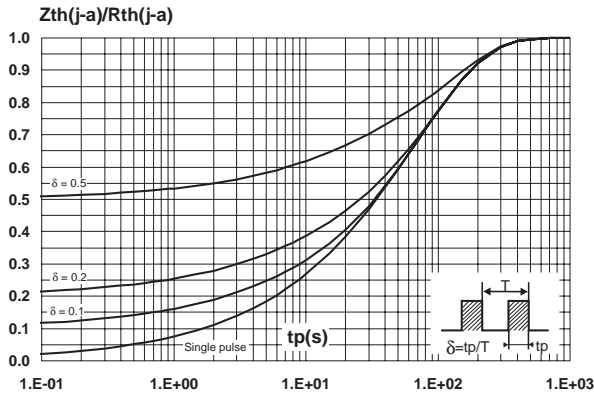


Fig. 4: Peak reverse recovery current versus di_F/dt (90% confidence).

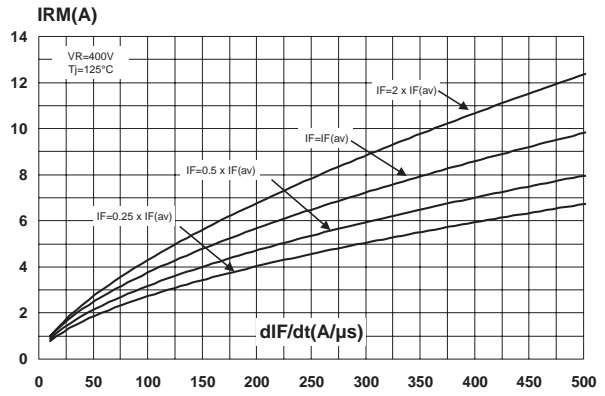


Fig. 5: Reverse recovery time versus di_F/dt (90% confidence).

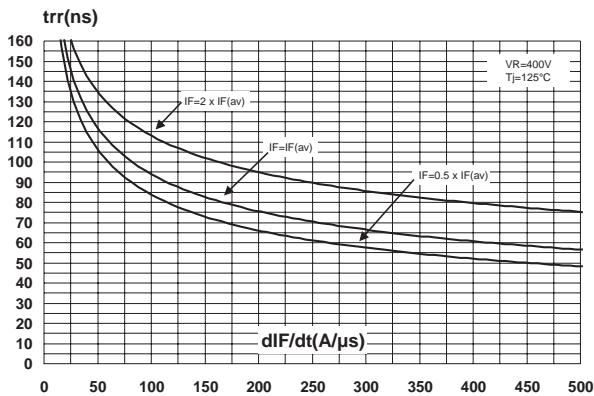


Fig. 6: Reverse recovery charges versus di_F/dt (90% confidence).

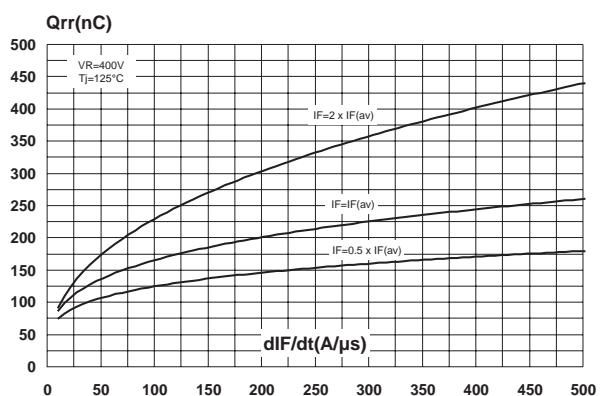


Fig. 7: Softness factor versus di_F/dt (typical values).

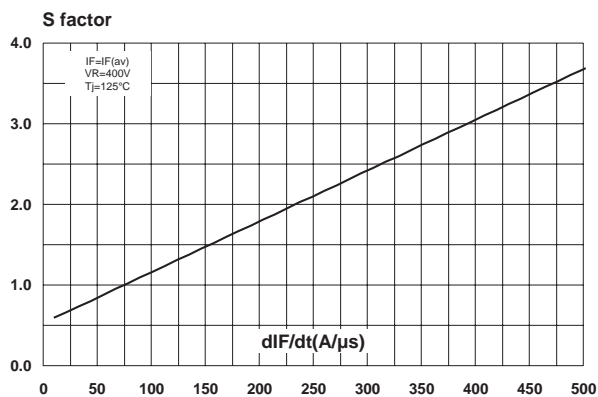


Fig. 8: Relative variation of dynamic parameters versus junction temperature.

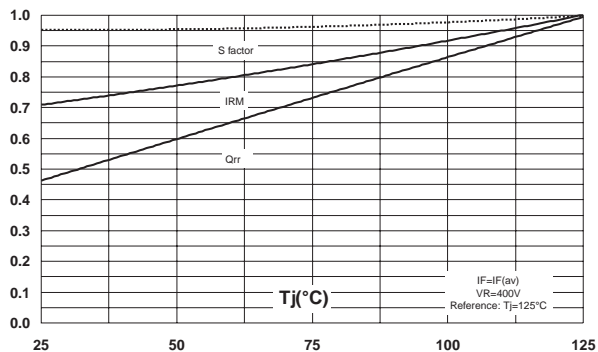


Fig. 9: Transient peak forward voltage versus di_F/dt (90% confidence).

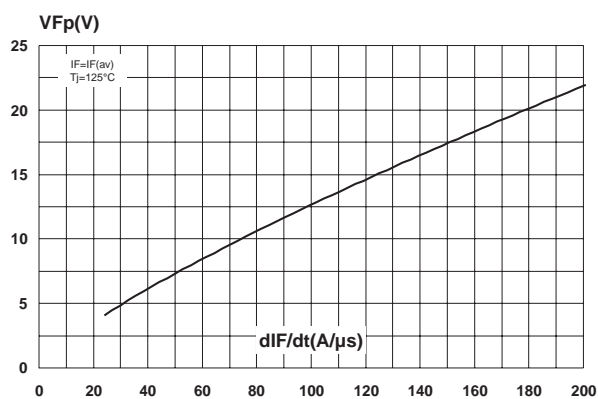


Fig. 10: Forward recovery time versus di_F/dt (90% confidence).

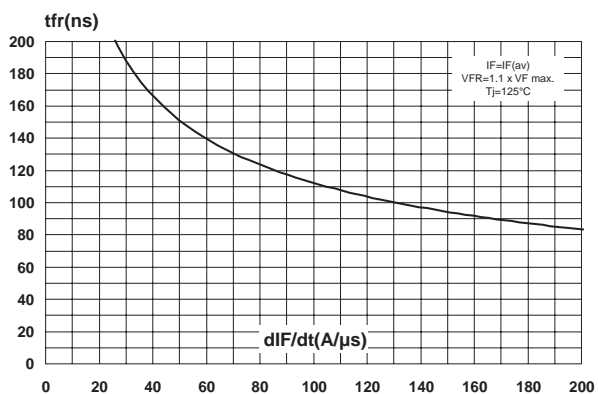
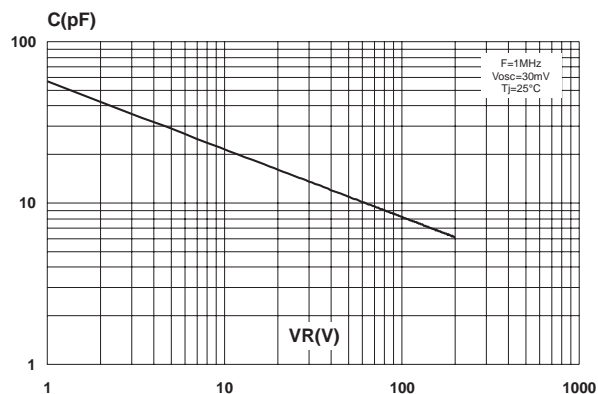


Fig. 11: Junction capacitance versus reverse voltage applied (typical values).



PACKAGE MECHANICAL DATA
 DO-201AD

REF.	DIMENSIONS				NOTES
	Millimeters		Inches		
	Min.	Max.	Min.	Max.	
A		9.50		0.374	1 - The lead diameter $\varnothing D$ is not controlled over zone E 2 - The minimum length which must stay straight between the right angles after bending is 0.59"(15 mm)
B	25.40		1.000		
C		5.30		0.209	
D		1.30		0.051	
E		1.25		0.049	

Ordering code	Marking	Package	Weight	Base qty	Delivery mode
STTH306	STTH306	DO-201AD	1.12 g	600	Ammopack
STTH306RL	STTH306	DO-201AD	1.12 g	1900	Tape & reel

- Epoxy meets UL 94,V0

Information furnished is believed to be accurate and reliable. However, STMicroelectronics assumes no responsibility for the consequences of use of such information nor for any infringement of patents or other rights of third parties which may result from its use. No license is granted by implication or otherwise under any patent or patent rights of STMicroelectronics. Specifications mentioned in this publication are subject to change without notice. This publication supersedes and replaces all information previously supplied. STMicroelectronics products are not authorized for use as critical components in life support devices or systems without express written approval of STMicroelectronics.

The ST logo is a registered trademark of STMicroelectronics
 © 2001 STMicroelectronics - Printed in Italy - All rights reserved.

STMicroelectronics GROUP OF COMPANIES
 Australia - Brazil - China - Finland - France - Germany - Hong Kong - India - Italy - Japan - Malaysia
 Malta - Morocco - Singapore - Spain - Sweden - Switzerland - United Kingdom - U.S.A.

<http://www.st.com>

Copyright © Each Manufacturing Company.

All Datasheets cannot be modified without permission.

This datasheet has been download from :

www.AllDataSheet.com

100% Free DataSheet Search Site.

Free Download.

No Register.

Fast Search System.

www.AllDataSheet.com