



**TLRE4200**

**Vishay Telefunken**

## Resistor LED for 12 V Supply Voltage

Color	Type	Technology	Angle of Half Intensity $\pm\varphi$
Yellow	TLRE4200	AlInGaP on GaAs	22°

### Description

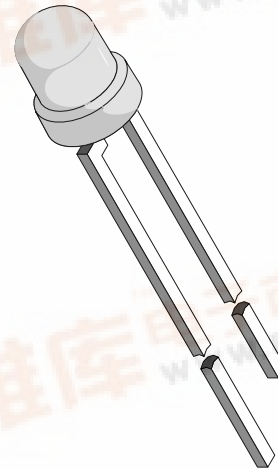
These devices are developed for the automotive industry with special requirements as for EMC (electro magnetic compatibility) in motor vehicles with 12 V supply voltage.

They are resistant against transient conduction (high voltage spikes) and interferences by conduction and coupling.

The TLRE4200 series contains an integrated resistor for current limiting in series with the LED chip. This allows the lamp to be driven from a 12 V source without an external current limiter.

These tinted non-diffused lamps provide a high luminous intensity.

These LEDs are intended for space critical applications such as automobile instrument panels, switches and others which are driven from a 12 V source.



94 8488

### Features

- With current limiting resistor for 12 V
- Resistant against transient high voltage spikes
- Cost effective: save space and resistor cost
- Standard  $\varnothing$  3 mm (T-1) package
- High luminous intensity
- Luminous intensity categorized
- Yellow color categorized

### Applications

Status light in cars

OFF / ON indicator in cars

Background illumination for switches

Off / On indicator in switches



# TLRE4200

Vishay Telefunken



## Absolute Maximum Ratings

$T_{amb} = 25^{\circ}\text{C}$ , unless otherwise specified

### TLRE4200

Parameter	Test Conditions	Symbol	Value	Unit
Reverse voltage		$V_R$	6	V
Forward voltage	$T_{amb} \leq 65^{\circ}\text{C}$	$V_F$	16	V
Power dissipation	$T_{amb} \leq 65^{\circ}\text{C}$	$P_V$	240	mW
Junction temperature		$T_j$	100	$^{\circ}\text{C}$
Storage temperature range		$T_{stg}$	-55 to +100	$^{\circ}\text{C}$
Soldering temperature	$t \leq 5$ s, 2 mm from body	$T_{sd}$	260	$^{\circ}\text{C}$
Thermal resistance junction/ambient		$R_{thJA}$	150	K/W

## Optical and Electrical Characteristics

$T_{amb} = 25^{\circ}\text{C}$ , unless otherwise specified

### Yellow (TLRE4200)

Parameter	Test Conditions	Type	Symbol	Min	Typ	Max	Unit
Luminous intensity	$V_F = 12$ V		$I_V$	25			mcd
Dominant wavelength	$V_F = 12$ V		$\lambda_d$	581	588	594	nm
Peak wavelength	$V_F = 12$ V		$\lambda_p$		590		nm
Angle of half intensity	$V_F = 12$ V		$\phi$		$\pm 22$		deg
Forward current	$V_S = 12$ V		$I_F$		10	12	mA
Breakdown voltage	$I_R = 10$ $\mu\text{A}$		$V_{BR}$	6	50		V
Junction capacitance	$V_R = 0$ , $f = 1$ MHz		$C_j$		50		pF

## Typical Characteristics ( $T_{amb} = 25^{\circ}\text{C}$ , unless otherwise specified)

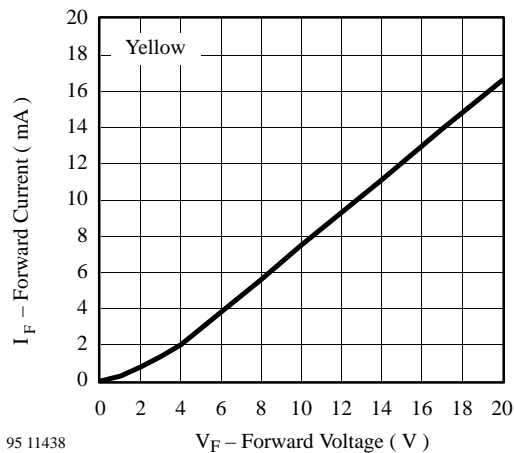


Figure 1 Forward Current vs. Forward Voltage

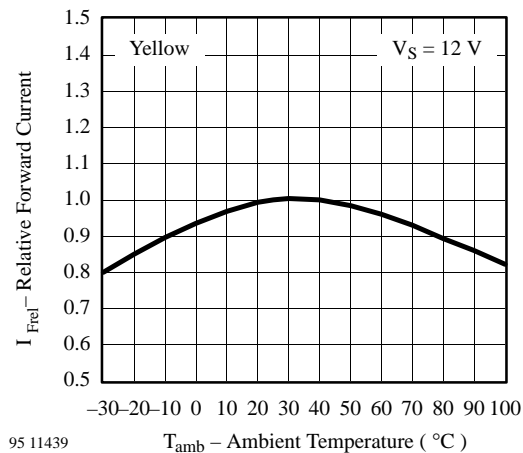


Figure 2 Relative Forward Current vs. Ambient Temperature

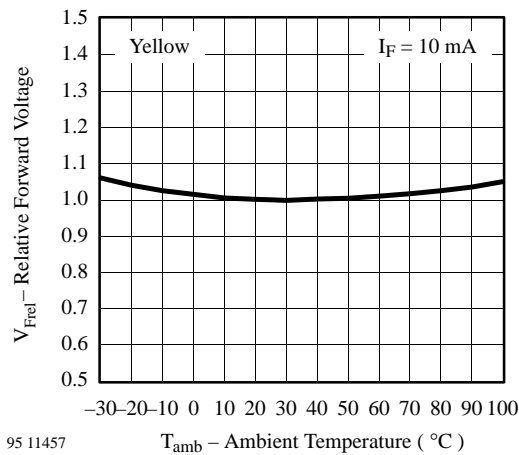


Figure 3 Relative Forward Voltage vs. Ambient Temperature

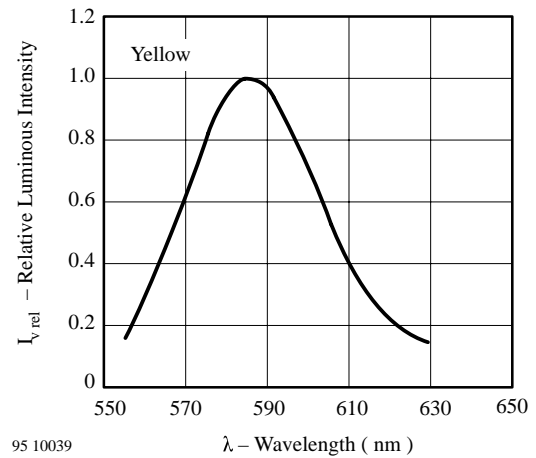


Figure 6 Relative Luminous Intensity vs. Wavelength

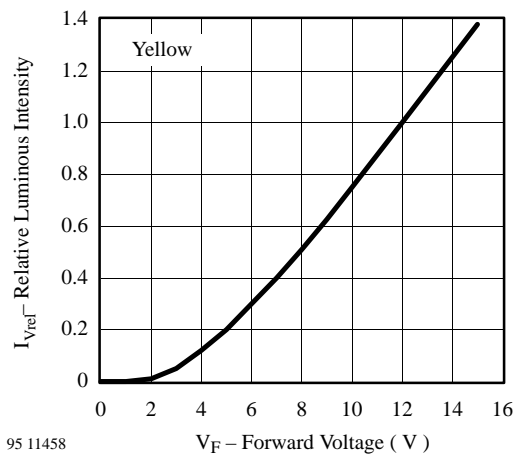


Figure 4 Relative Luminous Intensity vs. Forward Voltage

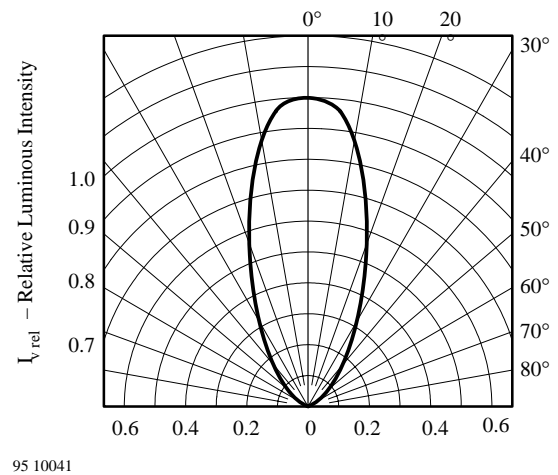


Figure 7 Rel. Luminous Intensity vs. Angular Displacement

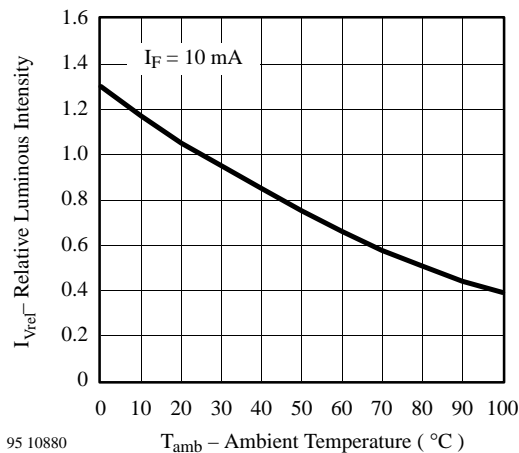


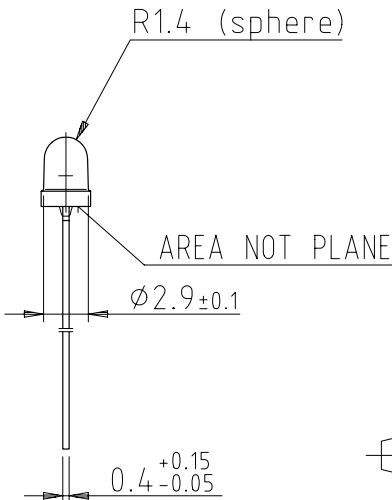
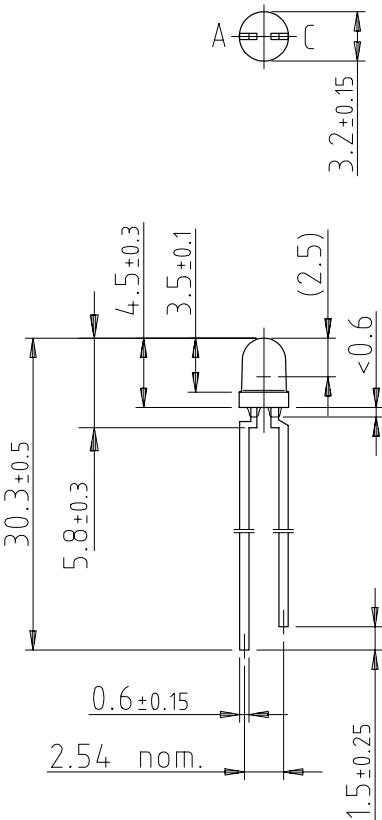
Figure 5 Rel. Luminous Intensity vs. Ambient Temperature

# TLRE4200

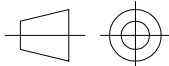
Vishay Telefunken



## Dimensions in mm



95 10913



technical drawings  
according to DIN  
specifications



## **Ozone Depleting Substances Policy Statement**

It is the policy of **Vishay Semiconductor GmbH** to

1. Meet all present and future national and international statutory requirements.
2. Regularly and continuously improve the performance of our products, processes, distribution and operating systems with respect to their impact on the health and safety of our employees and the public, as well as their impact on the environment.

It is particular concern to control or eliminate releases of those substances into the atmosphere which are known as ozone depleting substances (ODSs).

The Montreal Protocol (1987) and its London Amendments (1990) intend to severely restrict the use of ODSs and forbid their use within the next ten years. Various national and international initiatives are pressing for an earlier ban on these substances.

**Vishay Semiconductor GmbH** has been able to use its policy of continuous improvements to eliminate the use of ODSs listed in the following documents.

1. Annex A, B and list of transitional substances of the Montreal Protocol and the London Amendments respectively
2. Class I and II ozone depleting substances in the Clean Air Act Amendments of 1990 by the Environmental Protection Agency (EPA) in the USA
3. Council Decision 88/540/EEC and 91/690/EEC Annex A, B and C (transitional substances) respectively.

**Vishay Semiconductor GmbH** can certify that our semiconductors are not manufactured with ozone depleting substances and do not contain such substances.

**We reserve the right to make changes to improve technical design and may do so without further notice.**

Parameters can vary in different applications. All operating parameters must be validated for each customer application by the customer. Should the buyer use Vishay-Telefunken products for any unintended or unauthorized application, the buyer shall indemnify Vishay-Telefunken against all claims, costs, damages, and expenses, arising out of, directly or indirectly, any claim of personal damage, injury or death associated with such unintended or unauthorized use.

Vishay Semiconductor GmbH, P.O.B. 3535, D-74025 Heilbronn, Germany  
Telephone: 49 (0) 7131 67 2831, Fax number: 49 (0) 7131 67 2423