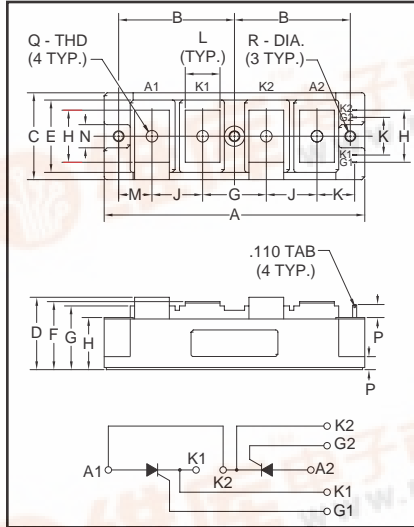


TM400DZ-2H Tentative

Powerex, Inc., 200 Hillis Street, Youngwood, Pennsylvania 15697-1800 (724) 925-7272

Dual SCR Module

400 Amperes/1600 Volts



TM400DZ-2H
Dual SCR Module
400 Amperes/1600 Volts

Description:

Powerex Dual SCR POW-R-BLOK™ Modules are designed for use in applications requiring phase control and isolated packaging. The modules are isolated for easy mounting with other components on common heatsinks.

Features:

- Isolated Mounting
- Low Thermal Impedance

Applications:

- AC and DC Motor Control
- Lighting Control
- Electric Furnace Temperature Control
- Contactless Switches

Ordering Information:

Select the complete eight digit module part number you desire from the table below.
Example: TM400DZ-2H is a 1600 Volt, 400 Ampere Dual SCR Module.

Type	Current Rating Amperes (x10)	Voltage Volts
TM	40	1600 (2H)

Outline Drawing

Dimension	Inches	Millimeters
A	7.09	180.0
B	3.15±0.008	80.0±0.2
C	2.36	60.0
D	1.97 Max.	50.0 Max.
E	1.97	50.0
F	1.87 Max.	47.5 Max.
G	1.73	44.0
H	1.42	36.0
J	1.38	35.0
K	1.02	26.0
L	0.94	24.0
M	0.90	23.0
N	0.63	16.0
P	0.35	9.0
Q	M8 Metric	M8
R	0.26 Dia.	Dia. 6.5



Tentative

Powerex, Inc., 200 Hillis Street, Youngwood, Pennsylvania 15697-1800 (724) 925-7272

TM400DZ-2H
Dual SCR Module
400 Amperes/1600 Volts

Absolute Maximum Ratings

Characteristics	Symbol	TM400DZ-2H	Units
Peak Forward Blocking Voltage	V_{DRM}	1600	Volts
Transient Peak Forward Blocking Voltage (Non-Repetitive), $t < 5ms$	V_{DSM}	1700	Volts
DC Forward Blocking Voltage	$V_{D(DC)}$	1280	Volts
Peak Reverse Blocking Voltage	V_{RRM}	1600	Volts
Transient Peak Reverse Blocking Voltage (Non-Repetitive), $t < 5ms$	V_{RSM}	1700	Volts
DC Reverse Blocking Voltage	$V_{R(DC)}$	1280	Volts
RMS On-State Current	$I_T(RMS)$	620	Amperes
Average On-State Current, $T_C = 66^\circ C$	$I_T(AV)$	400	Amperes
Peak Half-Cycle Surge (Non-Repetitive) On-State Current (60Hz)	I_{TSM}	8000	Amperes
I^2t (for Fusing), 8.3 milliseconds	I^2t	270000	A ² sec
Critical Rate-of-Rise of On-State Current*	di/dt	200	Amperes/ μs
Peak Gate Power Dissipation	P_{GM}	10	Watts
Average Gate Power Dissipation	$P_{G(AV)}$	3	Watts
Peak Forward Gate Voltage	V_{GFM}	10	Volts
Peak Reverse Gate Voltage	V_{GRM}	5	Volts
Peak Forward Gate Current	I_{GFM}	4	Amperes
Storage Temperature	T_{STG}	-40 to 125	$^\circ C$
Junction Temperature	T_j	-40 to 125	$^\circ C$
Maximum Mounting Torque M6 Mounting Screw	—	26	in.-lb.
Maximum Mounting Torque M8 Terminal Screw	—	95	in.-lb.
Module Weight (Typical)	—	1100	Grams
V Isolation	V_{RMS}	2500	Volts

* $T_j = 125^\circ C$, $I_G = 1.0A$, $V_D = 1/2 V_{DRM}$

Powerex, Inc., 200 Hillis Street, Youngwood, Pennsylvania 15697-1800 (724) 925-7272

TM400DZ-2H
Dual SCR Module
 400 Amperes/1600 Volts

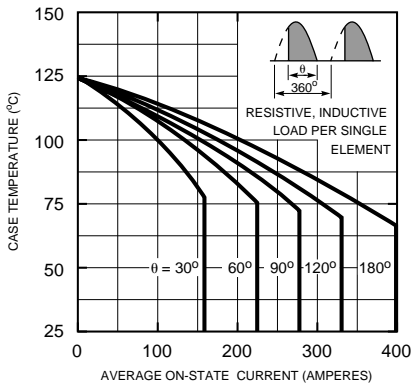
Electrical and Thermal Characteristics, $T_j = 25^\circ\text{C}$ unless otherwise specified

Characteristics	Symbol	Test Conditions	Min.	Max.	Units
Blocking State Maximums					
Forward Leakage Current, Peak	I_{DRM}	$T_j = 125^\circ\text{C}$, $V_{\text{DRM}} = \text{Rated}$	—	60	mA
Reverse Leakage Current, Peak	I_{RRM}	$T_j = 125^\circ\text{C}$, $V_{\text{RRM}} = \text{Rated}$	—	60	mA
Conducting State Maximums					
Peak On-State Voltage	V_{TM}	$T_j = 125^\circ\text{C}$, $I_{\text{TM}} = 1200\text{A}$	—	1.4	Volts
Switching Minimums					
Critical Rate-of-Rise of Off-State Voltage	dv/dt	$T_j = 125^\circ\text{C}$, $V_{\text{D}} = 2/3 V_{\text{DRM}}$	500	—	Volts/ μs
Thermal Maximums					
Thermal Resistance, Junction-to-Case	$R_{\theta(\text{J-C})}$	Per Module	—	0.1	$^\circ\text{C}/\text{Watt}$
Thermal Resistance, Case-to-Fin	$R_{\theta(\text{C-F})}$	Per Module	—	0.05	$^\circ\text{C}/\text{Watt}$
Thermal Resistance, Terminal-to-Case	—	Per Module	10	—	m Ω
Gate Parameters Maximums					
Gate Current-to-Trigger	I_{GT}	$V_{\text{D}} = 6\text{V}$, $R_{\text{L}} = 2\Omega$	15	100	mA
Gate Voltage-to-Trigger	V_{GT}	$V_{\text{D}} = 6\text{V}$, $R_{\text{L}} = 2\Omega$	—	3.0	Volts
Non-Triggering Gate Voltage	V_{GDM}	$T_j = 125^\circ\text{C}$, $V_{\text{D}} = 1/2 V_{\text{DRM}}$	0.25	—	Volts

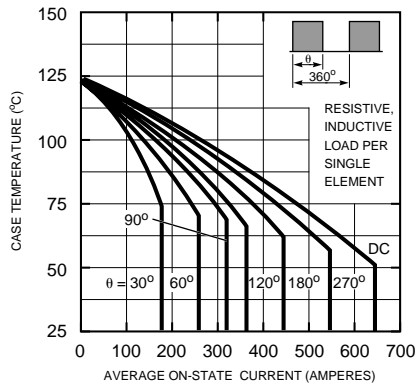
Powerex, Inc., 200 Hillis Street, Youngwood, Pennsylvania 15697-1800 (724) 925-7272

TM400DZ-2H
Dual SCR Module
 400 Amperes/1600 Volts

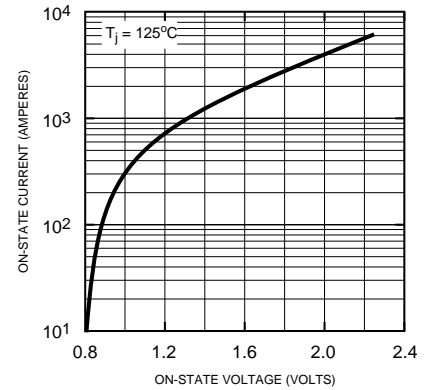
ALLOWABLE CASE TEMPERATURE VS. AVERAGE ON-STATE CURRENT (SINGLE-PHASE, HALF-WAVE)



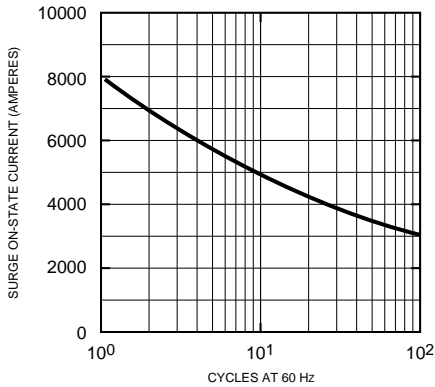
ALLOWABLE CASE TEMPERATURE VS. AVERAGE ON-STATE CURRENT (RECTANGULAR WAVE)



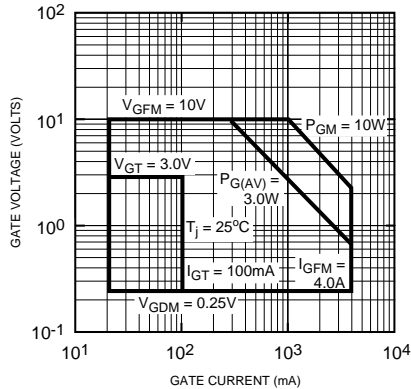
MAXIMUM ON-STATE CHARACTERISTICS



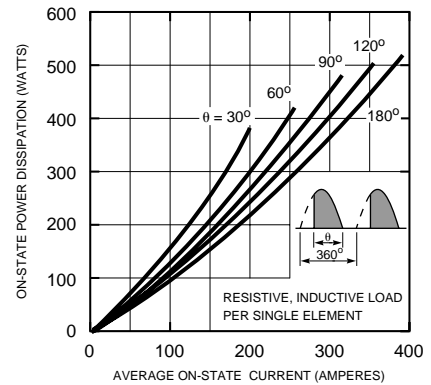
RATED SURGE ON-STATE CURRENT



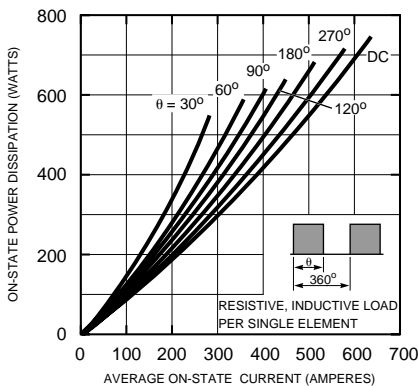
GATE CHARACTERISTICS



MAXIMUM ON-STATE POWER DISSIPATION CHARACTERISTICS (SINGLE-PHASE, HALF WAVE)



MAXIMUM ON-STATE POWER DISSIPATION CHARACTERISTICS (RECTANGULAR WAVEFORM)



MAXIMUM THERMAL IMPEDANCE CHARACTERISTIC (JUNCTION-TO-CASE)

