

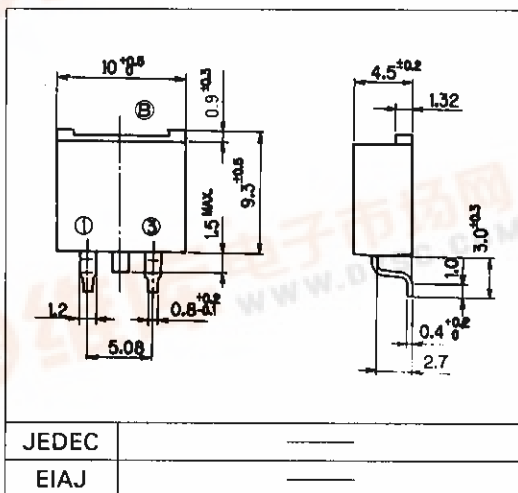
TS808C06(30A)

富士小電力ダイオード

ショットキーバリアダイオード

SCHOTTKY BARRIER DIODE

■外形寸法：Outline Drawings



■特長：Features

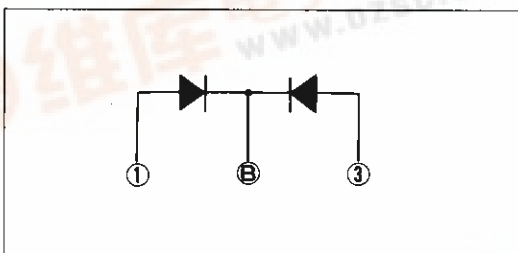
- 面実装が可能
Surface mount device.
- スイッチングスピードが非常に速い
Super high speed switching.
- プレーナー技術による高信頼性
High reliability by planer design.

■用途：Applications

- 高速電力スイッチング
High speed power switching.

■電極接続

Connection Diagram



■定格と特性：Maximum Ratings and Characteristics

●絶対最大定格：Absolute Maximum Ratings

Items	Symbols	Conditions	Ratings	Units
ピーク繰り返し逆電圧 Repetitive Peak Reverse Voltage	V_{RRM}		60	V
ピーク非繰り返し逆電圧 Non-Repetitive Peak Reverse Voltage	V_{RSM}	$tw = 500ns, duty = \frac{1}{10}$	60	V
平均出力電流 Average Output Current	I_O	方形波, $duty = \frac{1}{2}, T_c = 88^\circ C$ Square wave	30*	A
サージ電流 Surge Current	I_{FSM}	正弦波 Sine wave 10ms 定格負荷状態より	200	A
接合温度 Operating Junction Temperature	T_j		-40~+125	$^\circ C$
保存温度 Storage Temperature	T_{stg}		-40~+125	$^\circ C$

● センタータップ平均出力電流

* average forward current of centertap full wave connection

●電気的特性(特に指定がない限り周囲温度 $T_a = 25^\circ C$ とする)

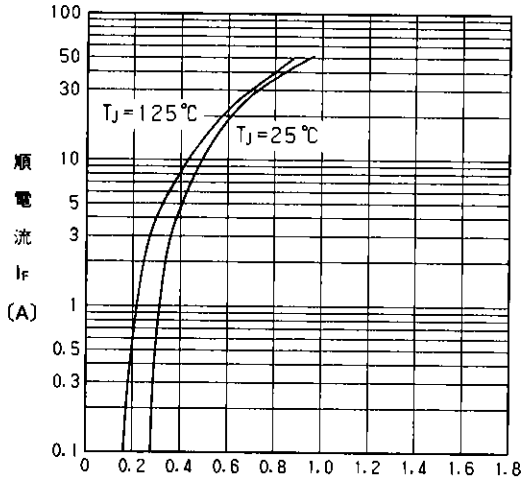
Electrical Characteristics ($T_a = 25^\circ C$ Unless otherwise specified)

Items	Symbols	Conditions	Max.	Units
順電圧 Forward Voltage Drop	V_{FM}	$I_{FM} = 12.5$	0.58	V
逆電流 Reverse Current	I_{RRM}	$V_R = V_{RRM}$	20	mA
熱抵抗 Thermal Resistance	$R_{th(j-c)}$	接合・ケース間 Junction to case	1.2	$^\circ C/W$

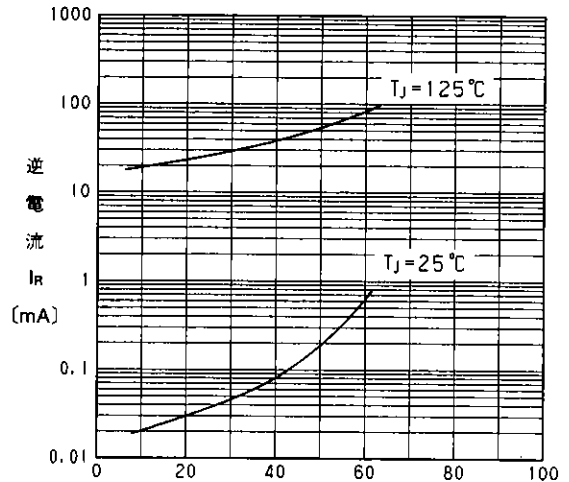


A

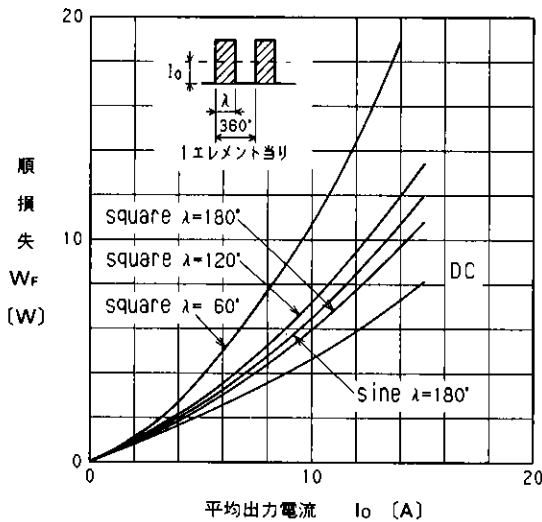
■特性曲線：Characteristics



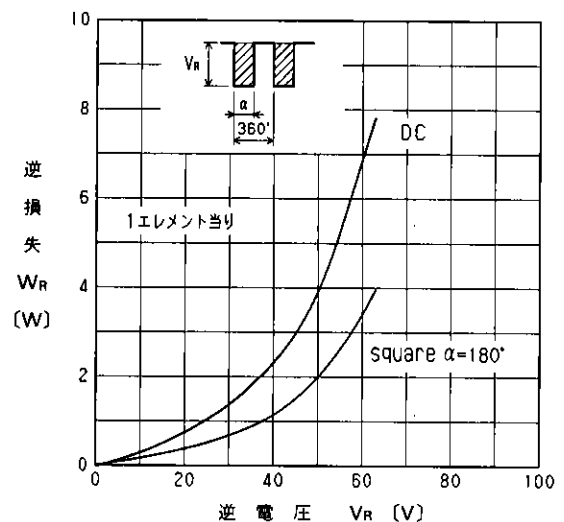
順電圧 V_F (V)
順特性 (代表特性)
Forward Characteristics



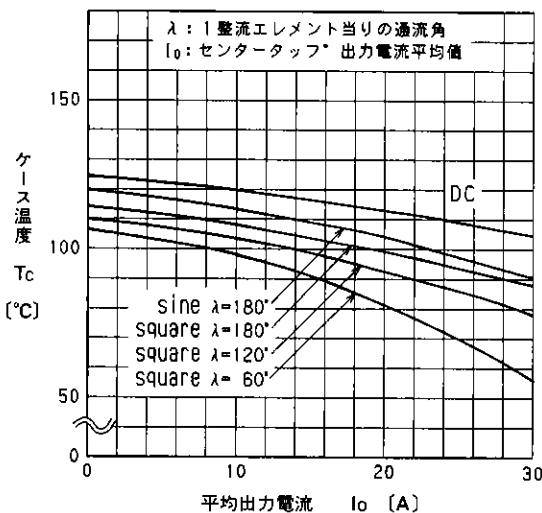
逆電圧 V_R (V)
逆特性 (代表特性)
Reverse Characteristics



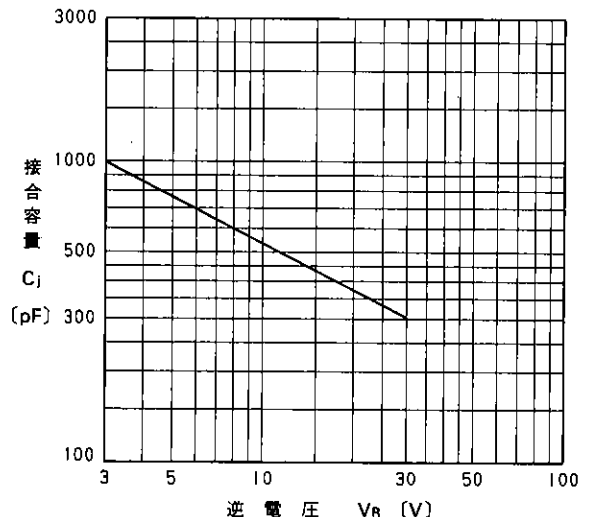
平均出力電流 I_o (A)
順損失特性
Forward Power Dissipation



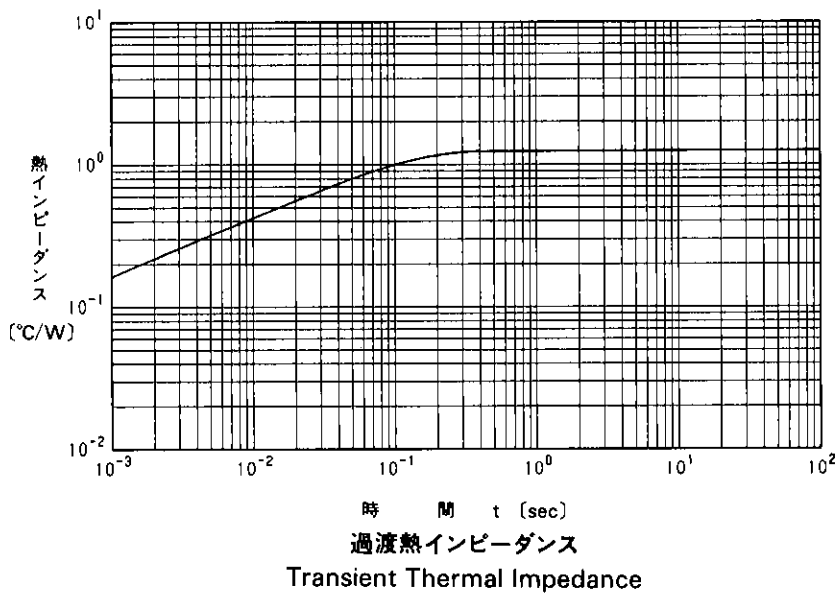
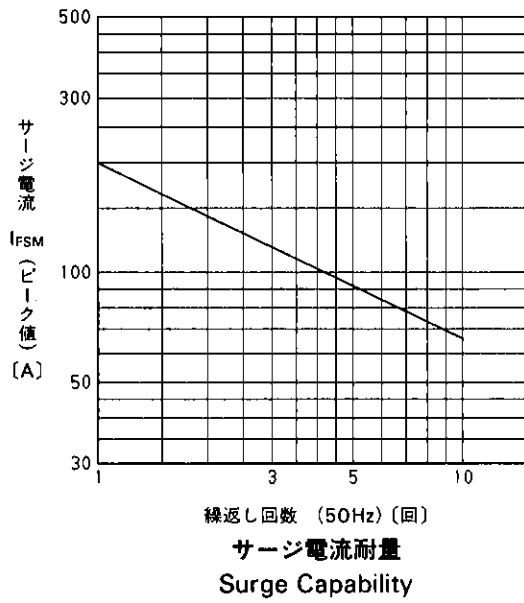
逆電圧 V_R (V)
逆損失特性
Reverse Power Dissipation



出力電流—ケース温度特性
Output Current—Case Temperature



接合容量特性 (代表特性)
Junction Capacitance Characteristics



For more information, contact:

Collmer Semiconductor, Inc.

P.O. Box 702708

Dallas, TX 75370

972-733-1700

972-381-9991 Fax

<http://www.collmer.com>