

SHINDENGEN

General Purpose Rectifiers

SIL Bridges

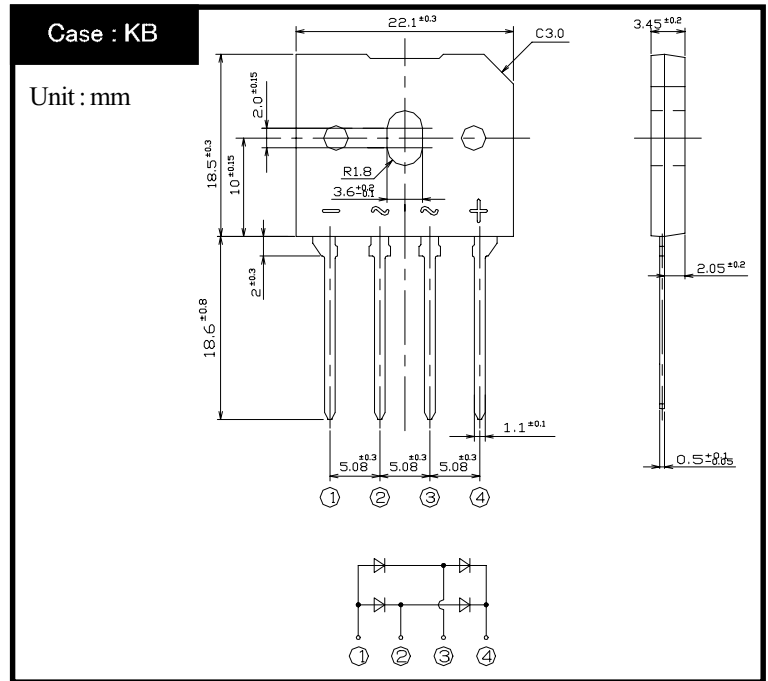
U6KBA80R

800V 6A

APPLICATION

- Monitor
- TV
- Audio equipment
- Printer
- SMPS
- Adapter for notebook PC
- Power supply for desktop PC

OUTLINE DIMENSIONS



RATINGS

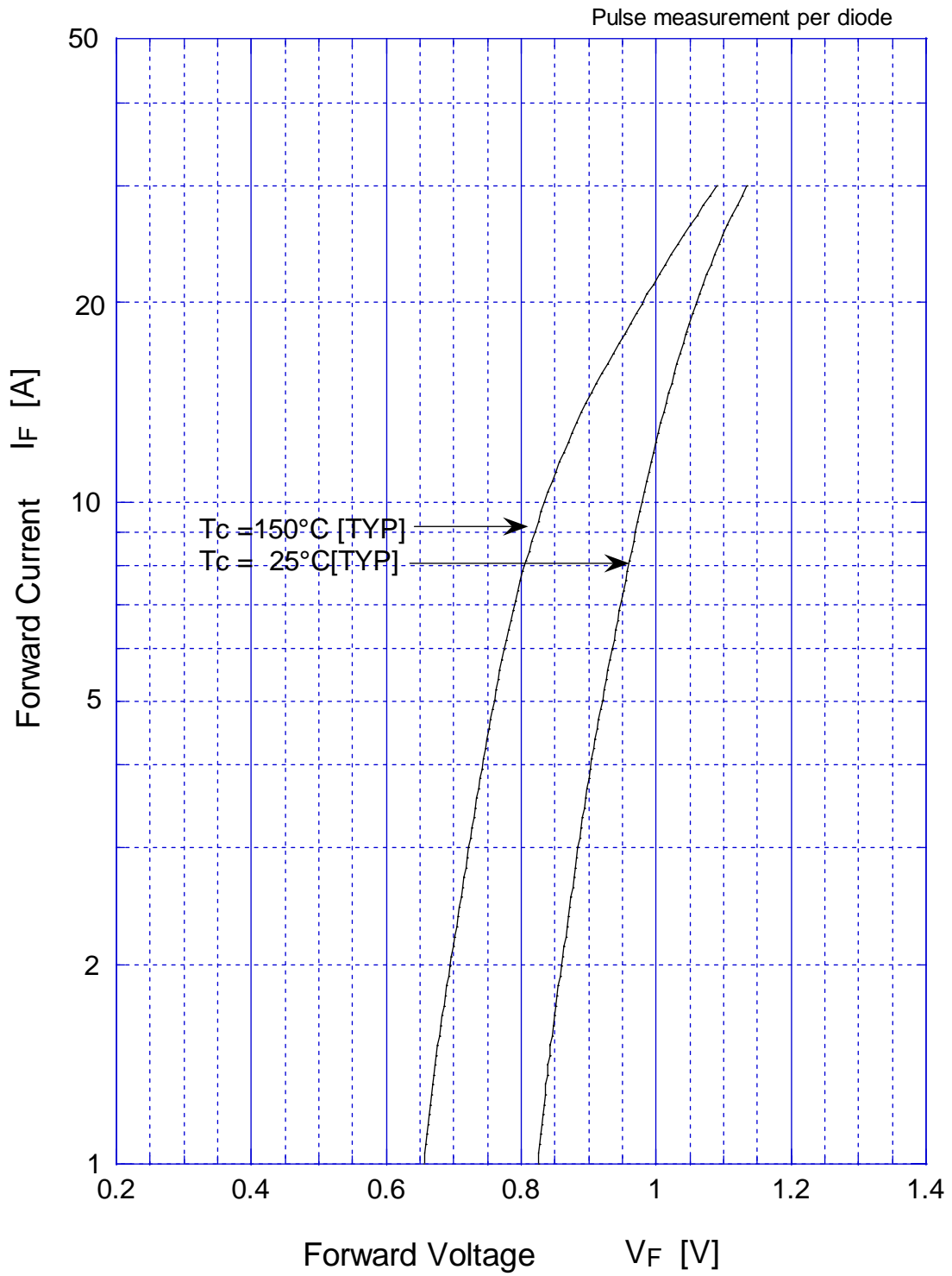
Absolute Maximum Ratings (If not specified, Tc=25°C)

Item	Symbol	Conditions	Ratings	Unit
Storage Temperature	Tstg		-55 to 150	°C
Operating Junction Temperature	Tj		150	°C
Maximum Reverse Voltage	V _{RM}		800	V
Average Rectified Forward Current	I _O	50Hz sine wave, R-load, On glass-epoxy substrate Ta=25°C	3.5	A
		50Hz sine wave, R-load Tc=98°C	6.0	
Peak Surge Forward Current	I _{FSM}	60Hz sine wave, Non-repetitive 1cycle peak value, Tj=25°C	200	A
Current Squared Time	I ² t	1ms ≤ t < 10ms Tj=25°C, Rating of per diode	90	A ² s
Dielectric Strength	V _{dis}	Terminals to case, AC 1 minute	2.0	kV
Mounting Torque	TOR	(Recommended torque: 0.5N·m)	0.8	N·m

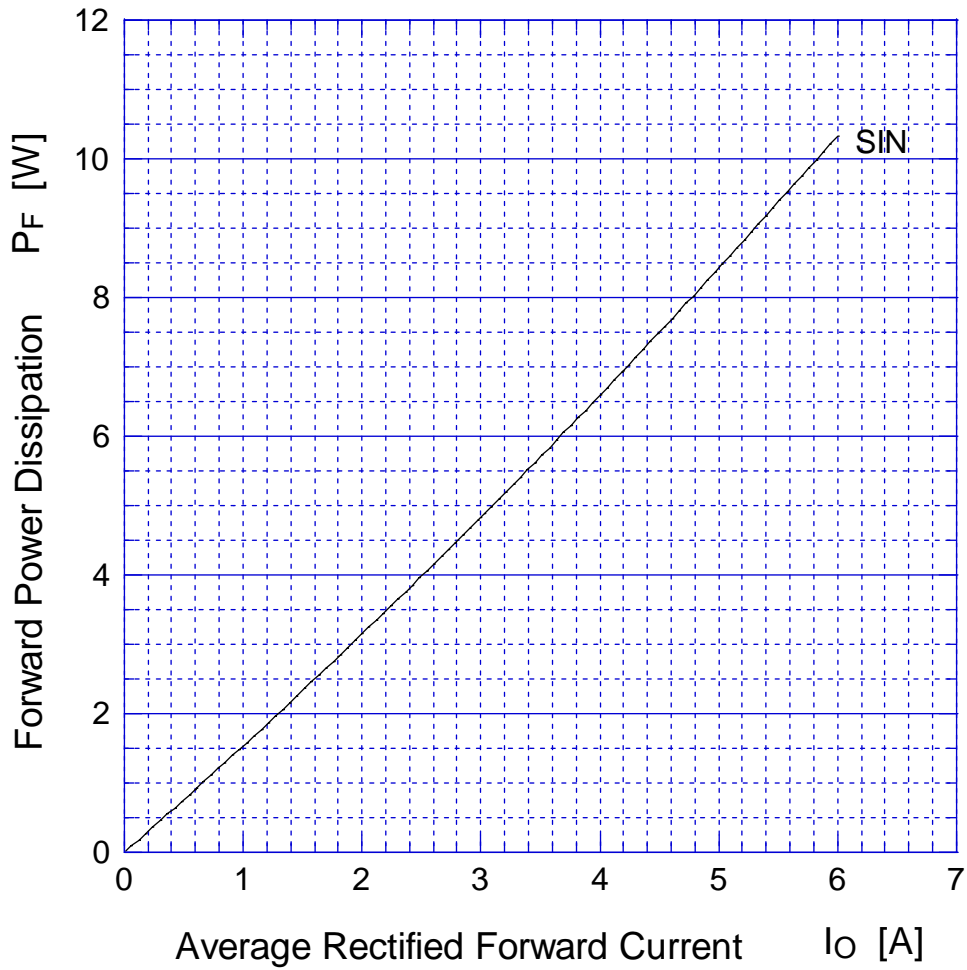
Electrical Characteristics (If not specified, Tc=25°C)

Item	Symbol	Conditions	Ratings	Unit
Forward Voltage	V _F	I _F =6A, Pulse measurement, Rating of per diode	Max 1.0	V
Reverse Current	I _R	V _R =800V, Pulse measurement, Rating of per diode	Max 10	μA
Thermal Resistance	θ _{jl}	junction to lead, On glass-epoxy substrate	Max 4.0	°C/W
	θ _{ja}	junction to ambient, On glass-epoxy substrate	Max 22	
	θ _{jc}	junction to case	Max 5.0	

U6KBA80R Forward Voltage



U6KBA80R Forward Power Dissipation

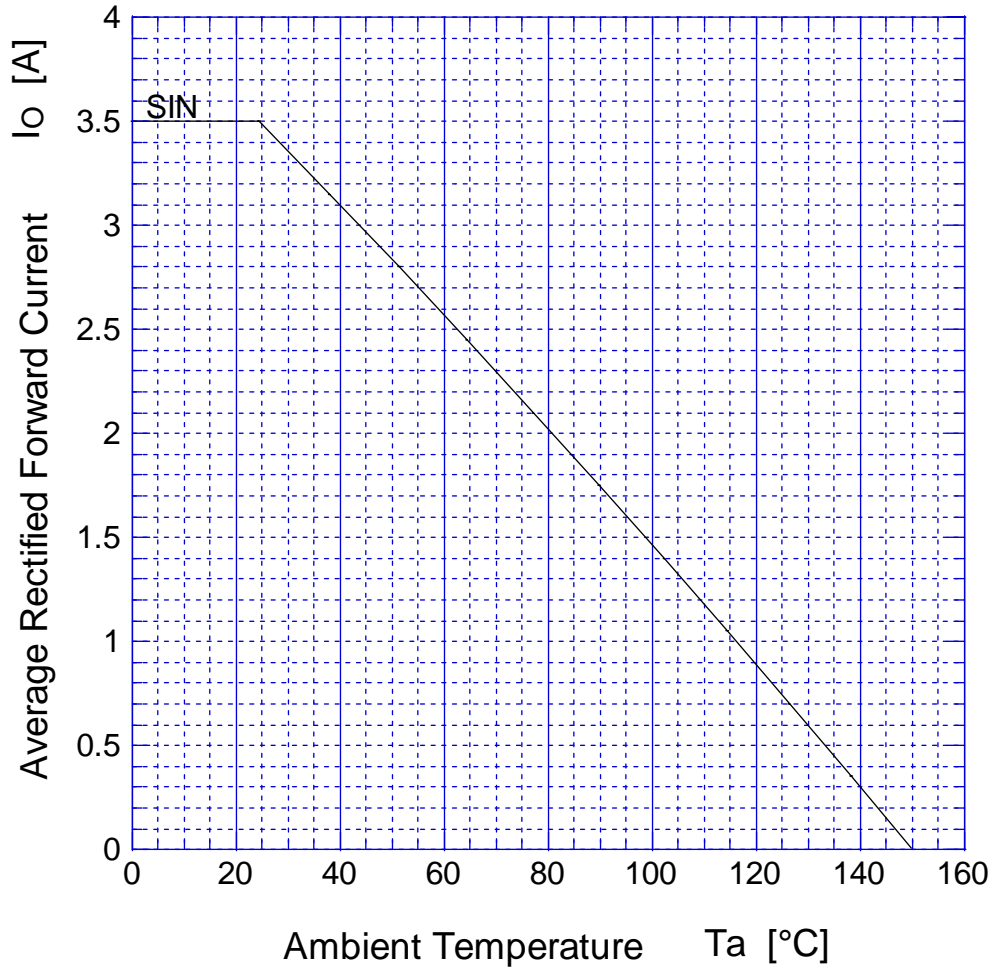


$T_j = 150^\circ\text{C}$

U6KBA80R

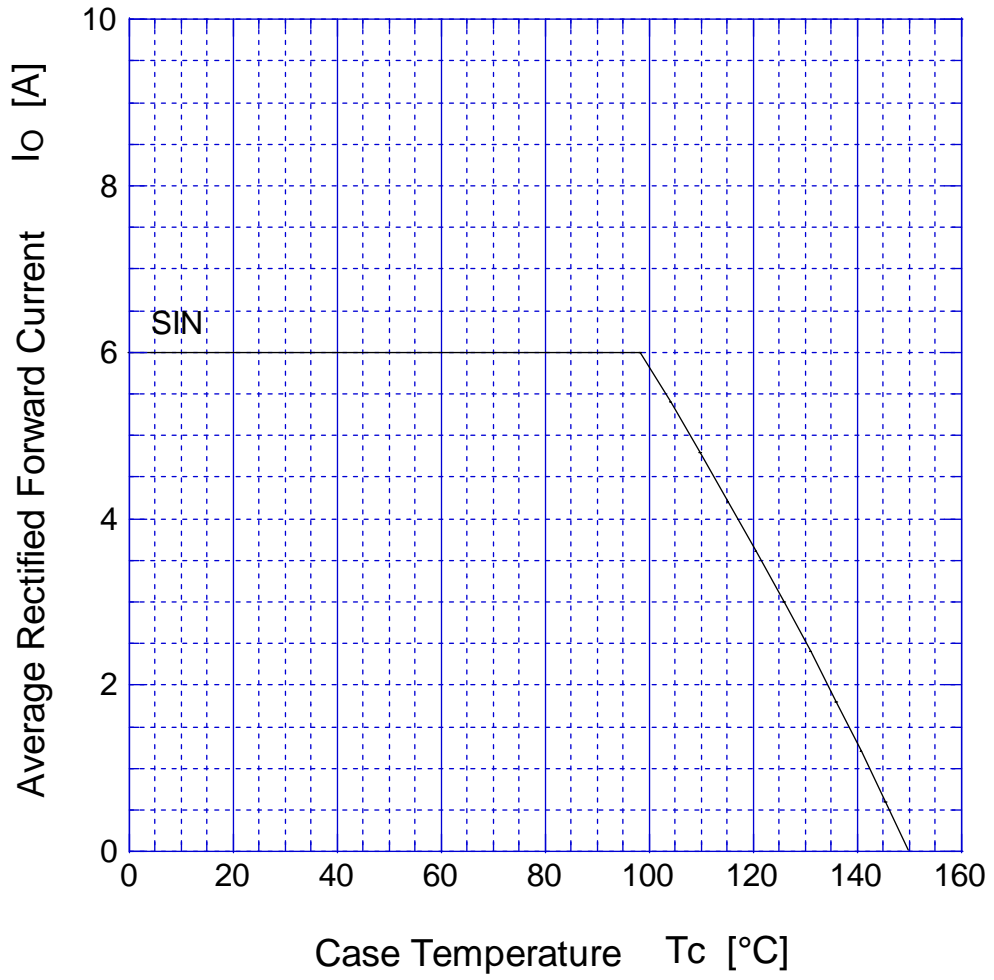
Derating Curve

Conductor area 172.6cm²



U6KBA80R

Derating Curve



U6KBA80R Peak Surge Forward Capability

