

SHINDENGEN

General Purpose Rectifiers

UL Bridges

U6SB20

200V 6A

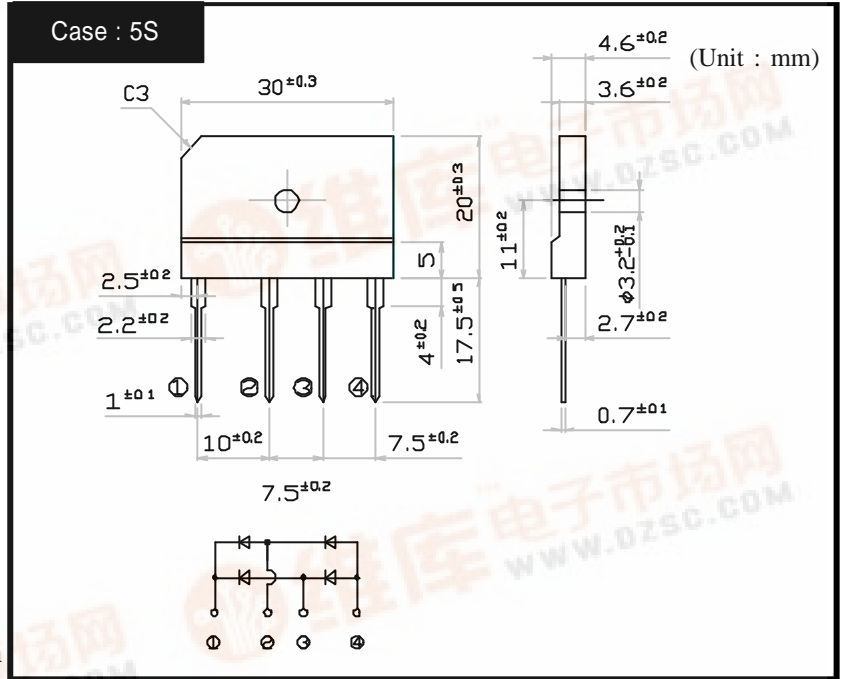
FEATURES

- Thin Single In-Line Package
- UL Recognized (UL File No.E142422)
- High IFSM
- Applicable to Automatic Insertion

APPLICATION

- Switching power supply
- Home Appliances, Office Equipment
- Telecommunication, Factory Automation

OUTLINE DIMENSIONS



RATINGS

Absolute Maximum Ratings (If not specified Tc=25)

Item	Symbol	Conditions	Ratings	Unit
Storage Temperature	T _{stg}		-40 ~ 150	
Operating Junction Temperature	T _j		150	
Maximum Reverse Voltage	V _{RM}		200	V
Average Rectified Forward Current	I _O	50Hz sine wave, R-load With heatsink Tc=111	6	A
		50Hz sine wave, R-load Without heatsink Ta=25	2.8	
Peak Surge Forward Current	I _{FSM}	50Hz sine wave, Non-repetitive 1cycle peak value, Tj=25	170	A
Current Squared Time	I ² t	2ms t < 10ms Tj=25	140	A ² s
Dielectric Strength	V _{dis}	Terminals to case, AC 1 minute	2	kV
Mounting Torque	TOR	(Recommended torque : 0.5N·m)	0.8	N·m

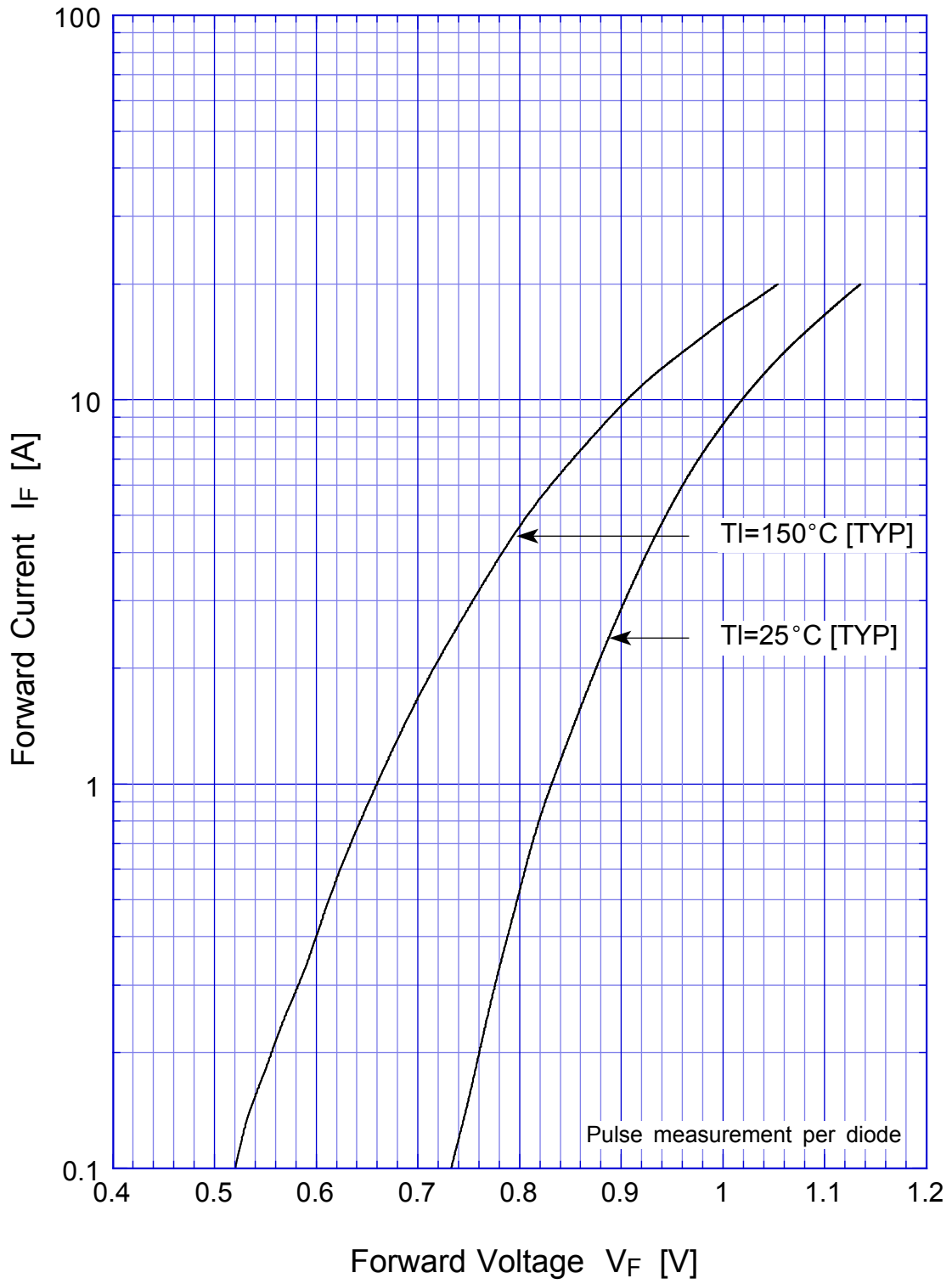
Electrical Characteristics (If not specified Tc=25)

Item	Symbol	Conditions	Ratings	Unit
Forward Voltage	V _F	IF=3A, Pulse measurement, Rating of per diode	Max. 1.05	V
Reverse Current	I _R	V _R =V _{RM} , Pulse measurement, Rating of per diode	Max. 10	μA
Thermal Resistance	jc	junction to case With heatsink	Max. 3.4	/W
	jl	junction to lead Without heatsink	Max. 5	
	ja	junction to ambient Without heatsink	Max. 26	



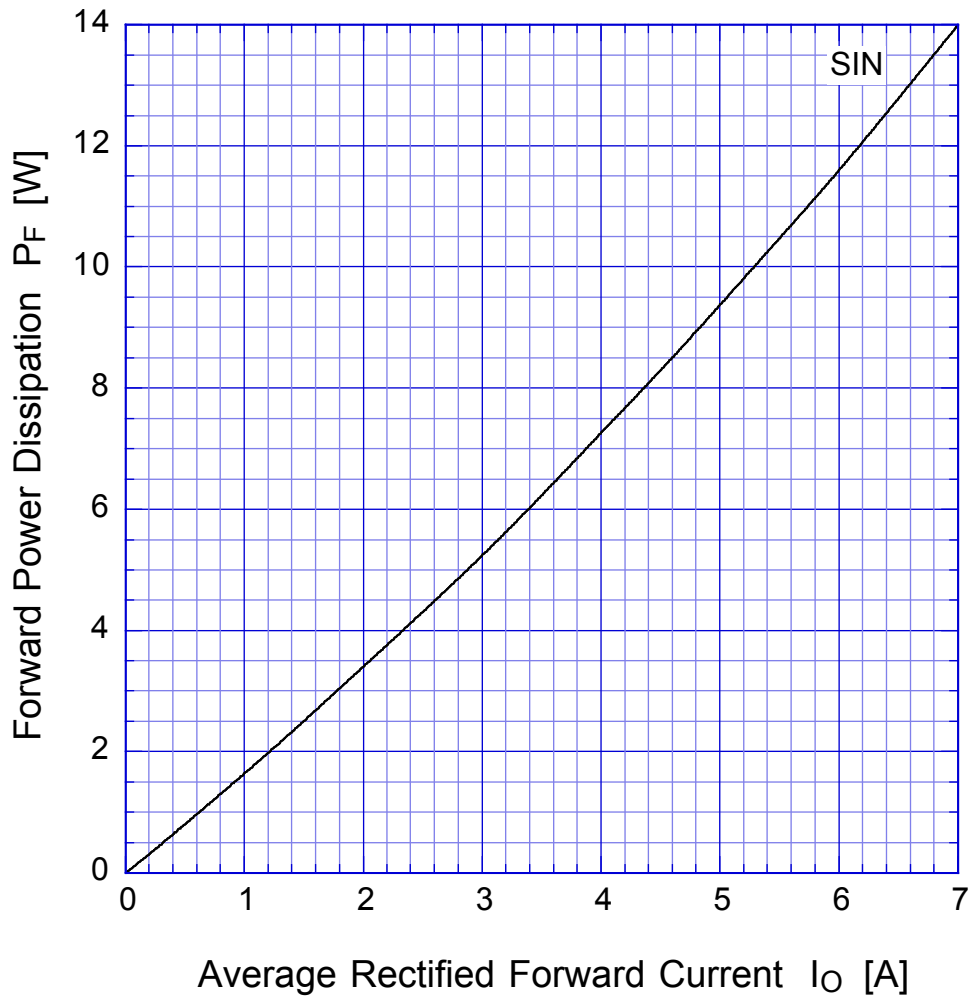
U6SBx

Forward Voltage



U6SBx

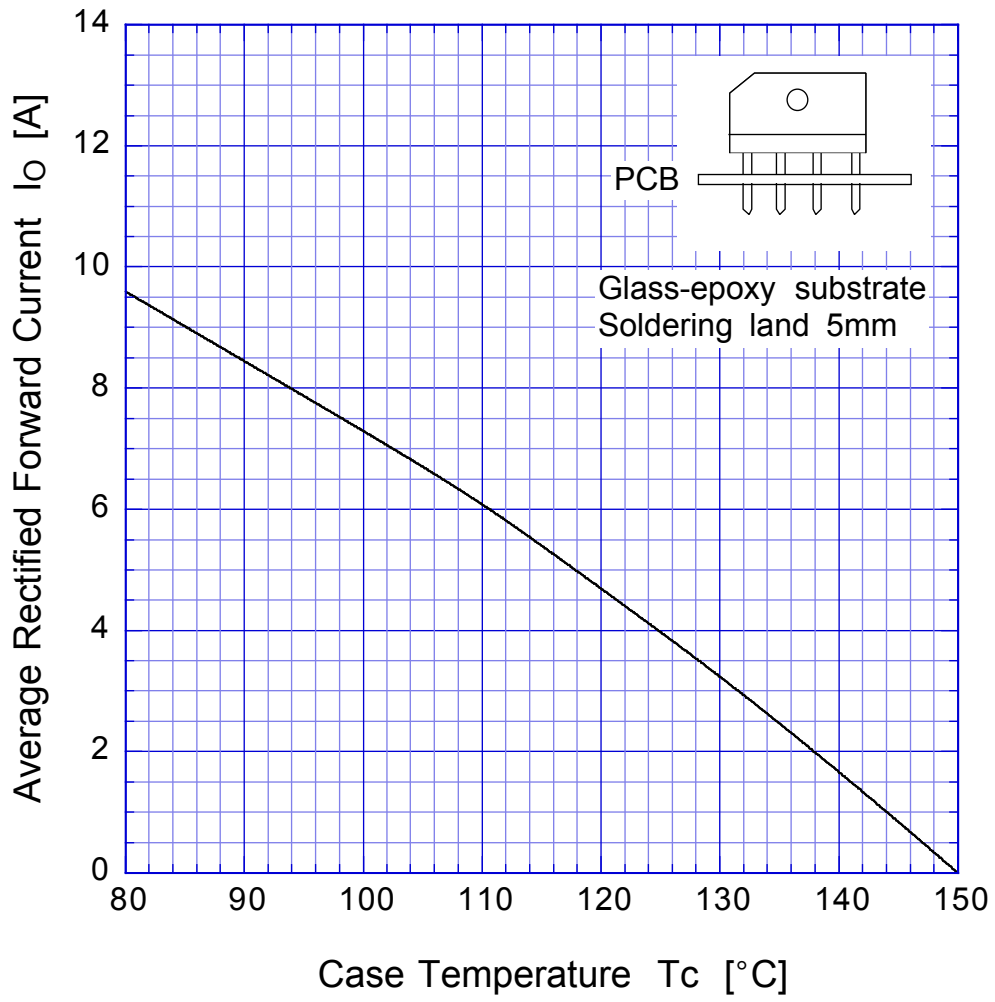
Forward Power Dissipation



$T_j = 150^\circ\text{C}$
Sine wave

U6SBx

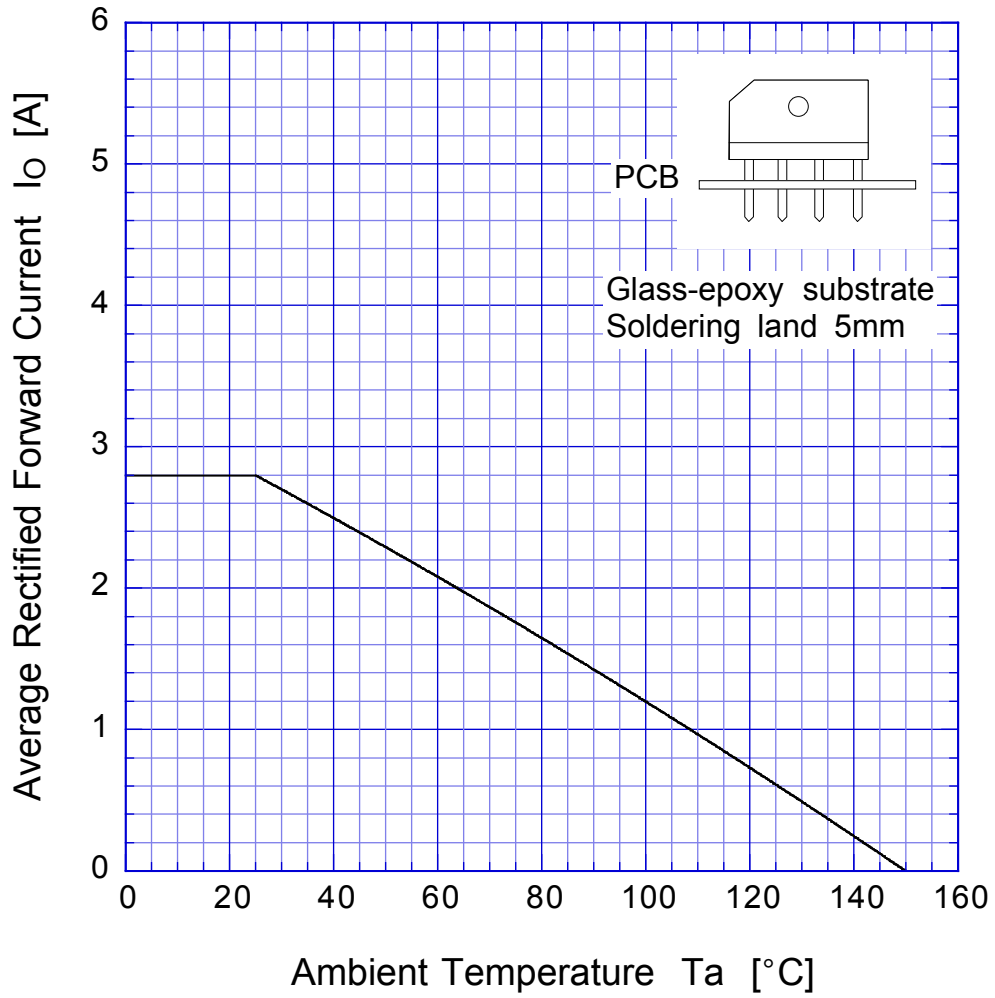
Derating Curve



Sine wave
R-load
Free in air

U6SBx

Derating Curve



Sine wave
R-load
Free in air

U6SBx

Peak Surge Forward Capability

