

# SHINDENGEN

## General Purpose Rectifiers

UL Bridges

# U6SB60

## 600V 6A

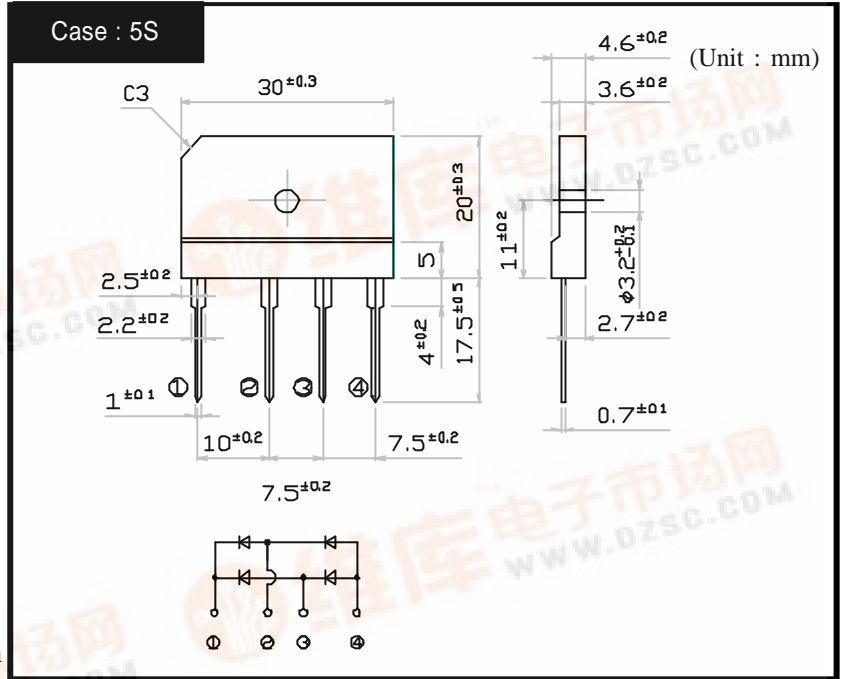
### FEATURES

- Thin Single In-Line Package
- UL Recognized (UL File No.E142422)
- High IFSM
- Applicable to Automatic Insertion

### APPLICATION

- Switching power supply
- Home Appliances, Office Equipment
- Telecommunication, Factory Automation

### OUTLINE DIMENSIONS



### RATINGS

Absolute Maximum Ratings (If not specified Tc=25 )

Item	Symbol	Conditions	Ratings	Unit
Storage Temperature	T <sub>stg</sub>		-40 ~ 150	
Operating Junction Temperature	T <sub>j</sub>		150	
Maximum Reverse Voltage	V <sub>RM</sub>		600	V
Average Rectified Forward Current	I <sub>O</sub>	50Hz sine wave, R-load With heatsink T <sub>c</sub> =111	6	A
		50Hz sine wave, R-load Without heatsink T <sub>a</sub> =25	2.8	
Peak Surge Forward Current	I <sub>FSM</sub>	50Hz sine wave, Non-repetitive 1cycle peak value, T <sub>j</sub> =25	170	A
Current Squared Time	I <sup>2</sup> t	2ms t < 10ms T <sub>j</sub> =25	140	A <sup>2</sup> s
Dielectric Strength	V <sub>dis</sub>	Terminals to case, AC 1 minute	2	kV
Mounting Torque	TOR	(Recommended torque : 0.5N·m )	0.8	N·m

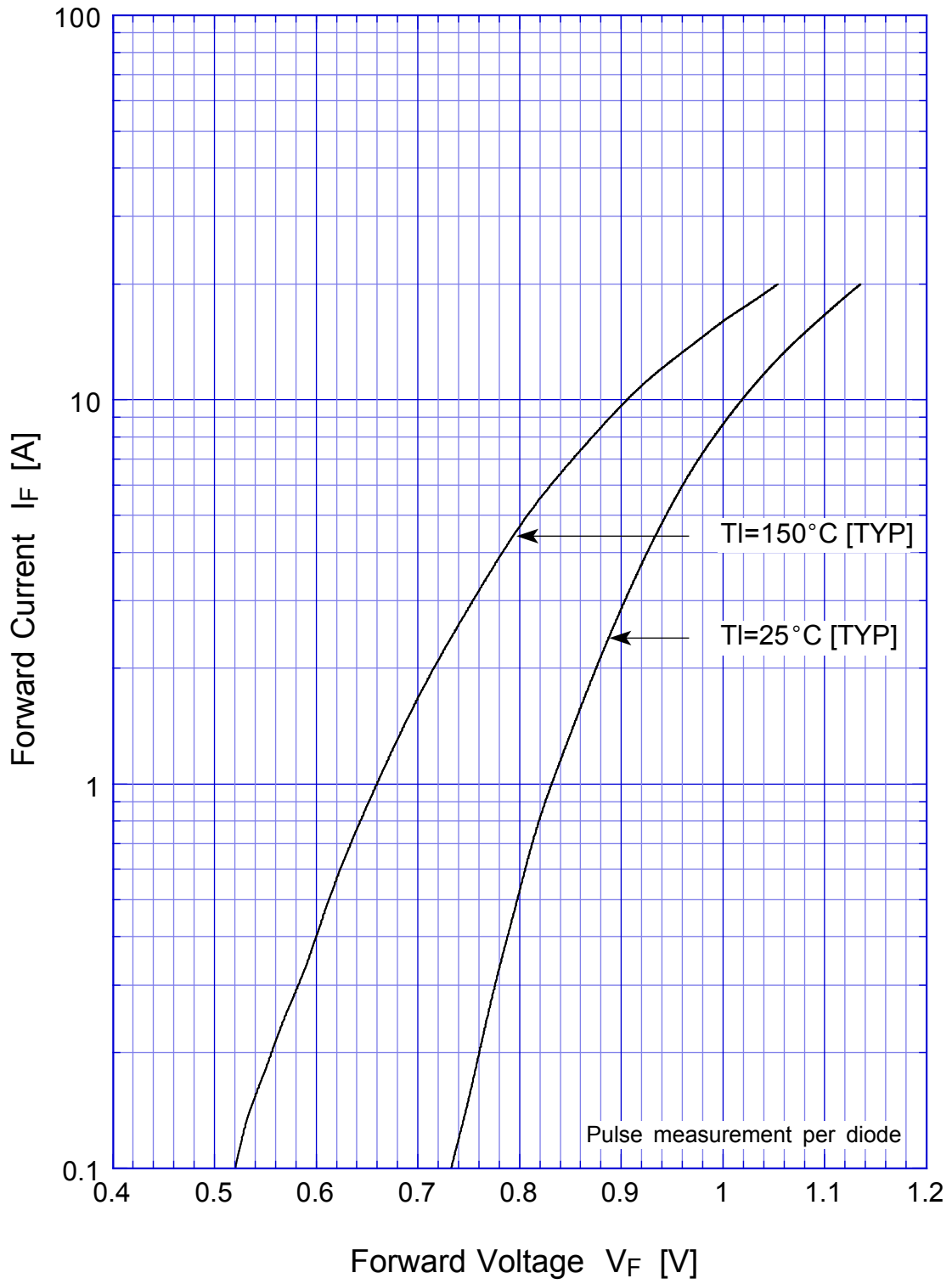
Electrical Characteristics (If not specified Tc=25 )

Item	Symbol	Conditions	Ratings	Unit
Forward Voltage	V <sub>F</sub>	I <sub>F</sub> =3A, Pulse measurement, Rating of per diode	Max.1.05	V
Reverse Current	I <sub>R</sub>	V <sub>R</sub> =V <sub>RM</sub> , Pulse measurement, Rating of per diode	Max.10	μA
Thermal Resistance	jC	junction to case With heatsink	Max.3.4	/W
	jL	junction to lead Without heatsink	Max.5	
	ja	junction to ambient Without heatsink	Max.26	



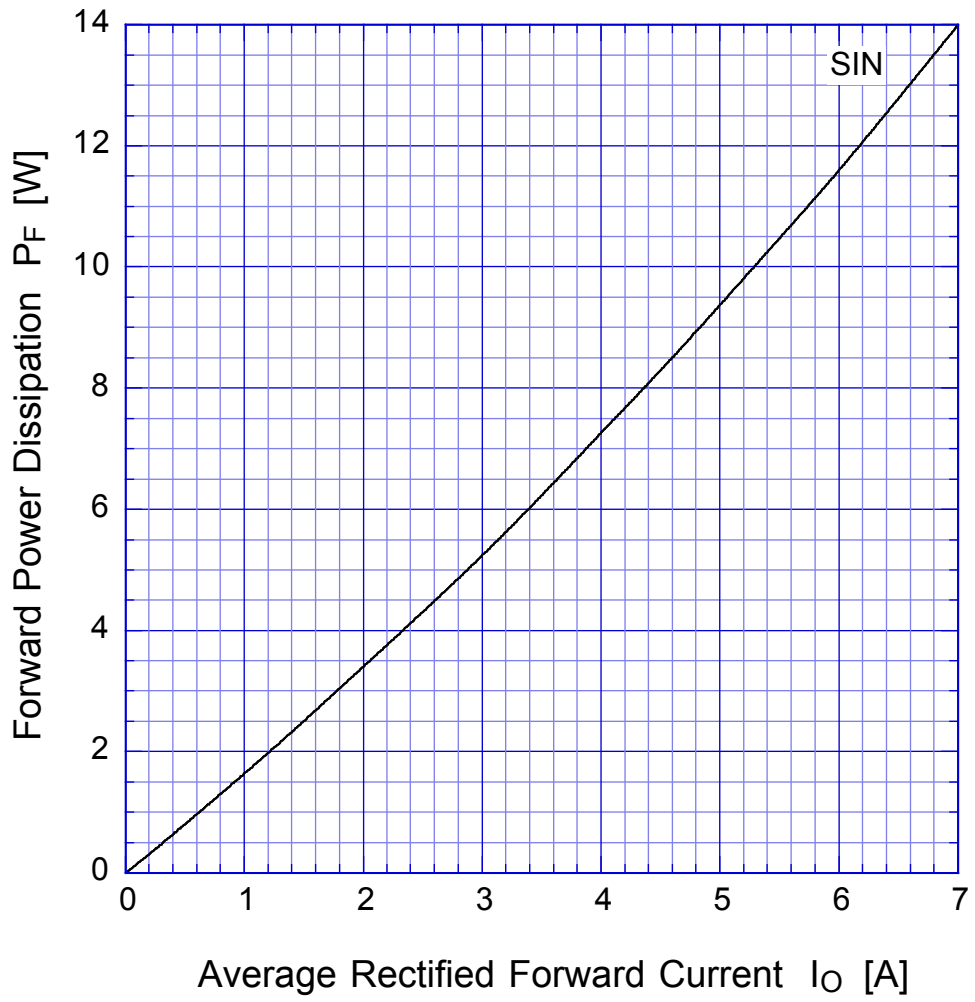
U6SBx

Forward Voltage



U6SBx

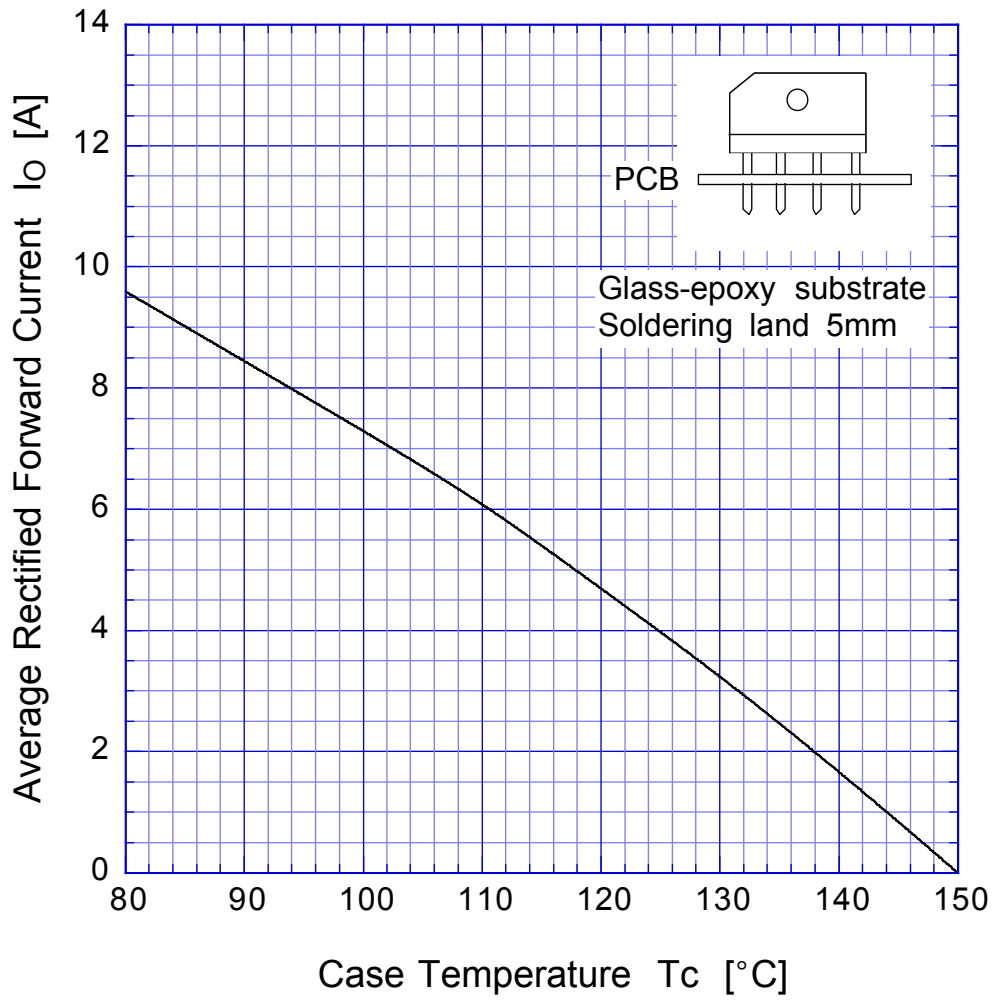
Forward Power Dissipation



$T_j = 150^\circ\text{C}$   
Sine wave

# U6SBx

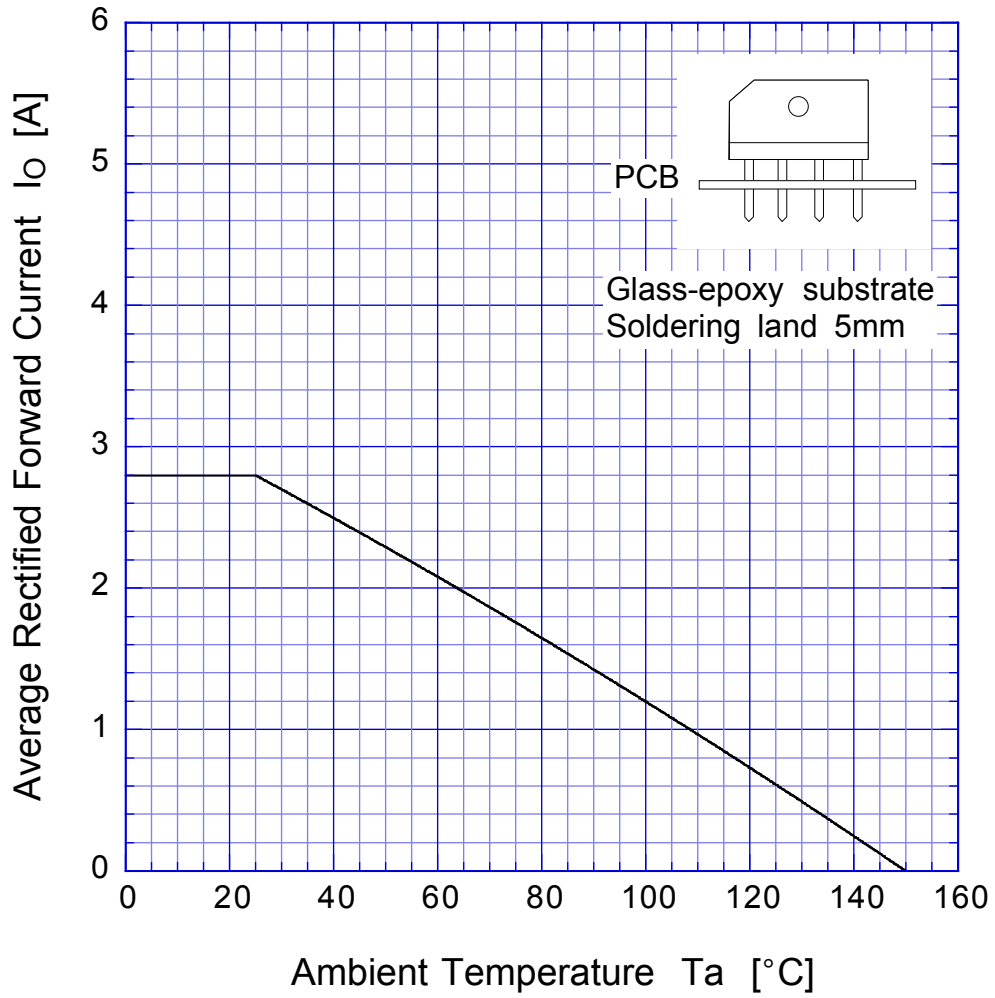
# Derating Curve



Sine wave  
R-load  
Free in air

# U6SBx

# Derating Curve



Sine wave  
R-load  
Free in air

# U6SBx

## Peak Surge Forward Capability

