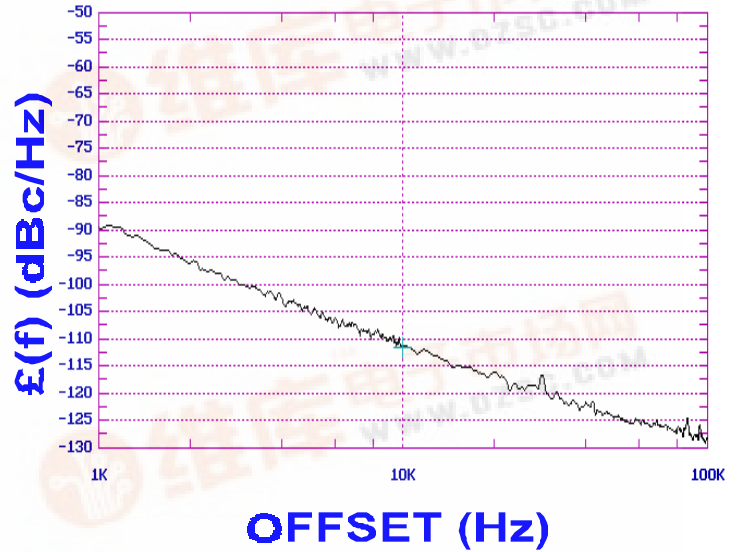




PHASE NOISE (1 Hz BW, typical)



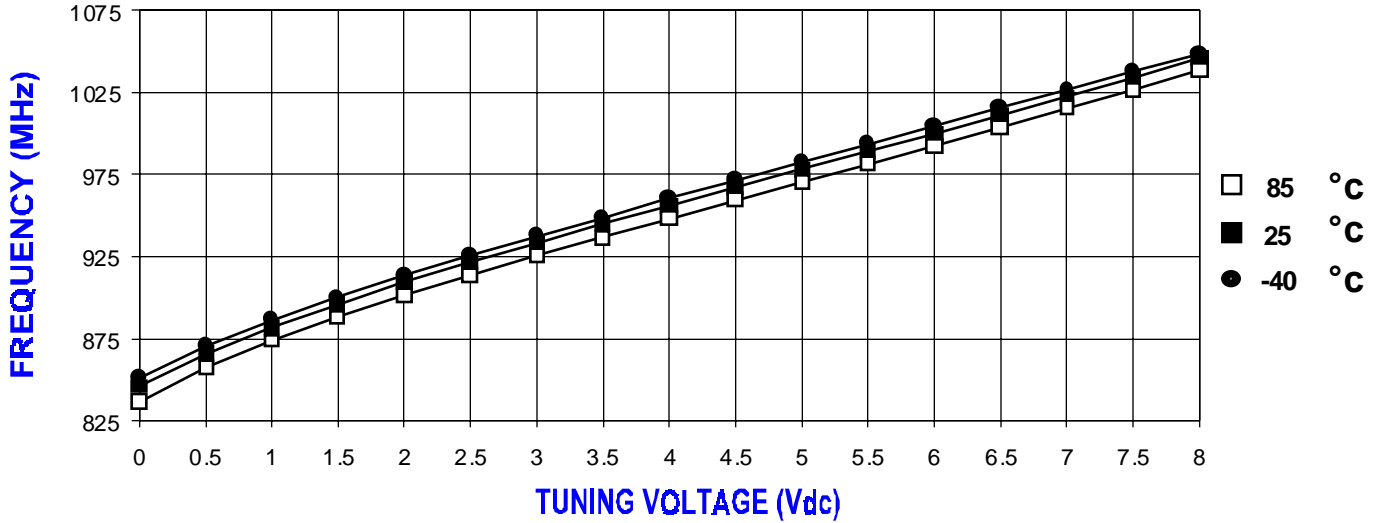
FEATURES
<ul style="list-style-type: none"> • Frequency Range: 910 - 1000 MHz • Tuning Voltage: 1-8 Vdc • MINI-14S - Style Package
APPLICATIONS
<ul style="list-style-type: none"> • Basestations • Mobile Radios • WLAN's

PERFORMANCE SPECIFICATIONS	VALUE	UNITS
Oscillation Frequency Range	910 - 1000	MHz
Phase Noise @ 10 kHz offset (1 Hz BW, typ.)	-110	dBc/Hz
Harmonic Suppression (2nd, typ.)	-17	dBc
Tuning Voltage	1-8	Vdc
Tuning Sensitivity (avg.)	22	MHz/V
Power Output	3.25±2.25	dBm
Load Impedance	50	Ω
Input Capacitance (max.)	100	pF
Pushing	<2	MHz/V
Pulling (14 dB Return Loss, Any Phase)	<2	MHz
Operating Temperature Range	-40 to 85	°C
Package Style	MINI-14S	
POWER SUPPLY REQUIREMENTS		
Supply Voltage (Vcc, nom.)	5	Vdc
Supply Current (Icc, typ.)	20	mA

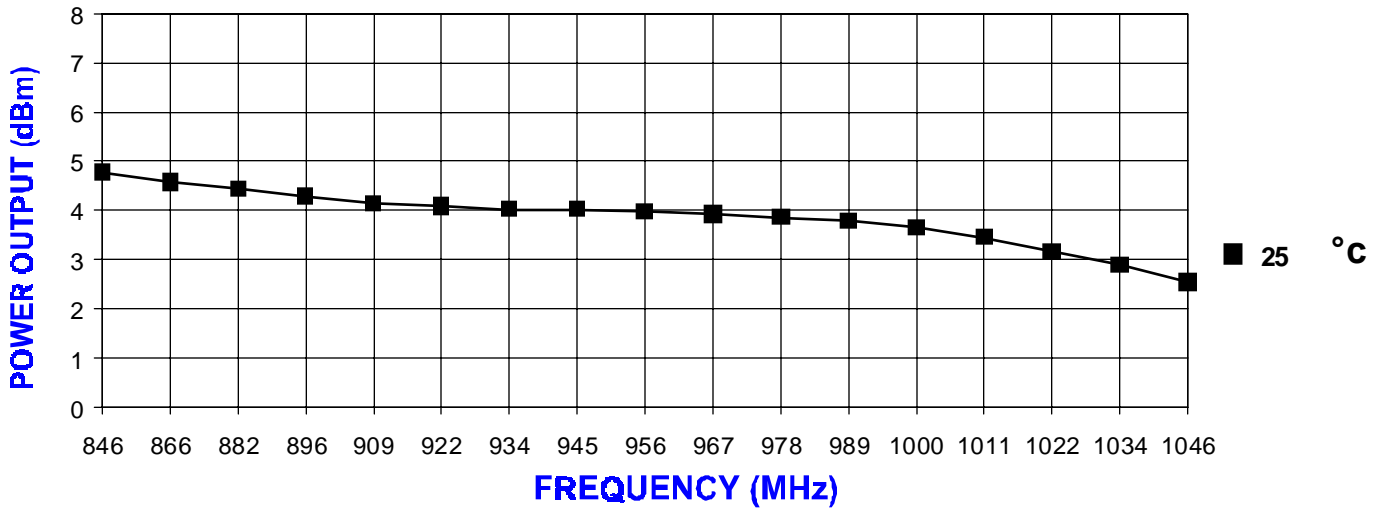
All specifications are typical unless otherwise noted and subject to change without notice.

APPLICATION NOTES
<ul style="list-style-type: none"> • AN-100/1 : Mounting and Grounding of VCOs • AN-102 : Proper Output Loading of VCOs • AN-107 : How to Solder Z-COMM VCOs

TUNING CURVE, typ.



POWER CURVE, typ.



PHYSICAL DIMENSIONS

