

# Coaxial Low Pass Filter

**NEW!**  
**VLF-1500**

DC to 1500 MHz

## Maximum Ratings

Operating Temperature	-55°C to 100°C
Storage Temperature	-55°C to 100°C
RF Power Input	10*W max. at 25°C
DC Current Input to Output	0.5A max. at 25°C


\*Passband rating, derate linearly to 3.5W at 100°C ambient.

## Features

- low cost
- small size
- 7 sections
- temperature stable
- patent pending

## Applications

- harmonic rejection
- transmitters/receivers
- lab use

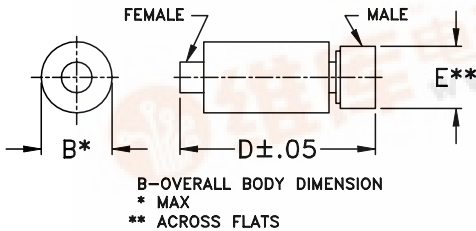


CASE STYLE: FF704  
PRICE: \$19.95 ea. QTY (10-24)

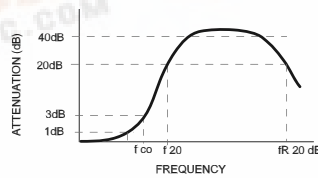
## Low Pass Filter Electrical Specifications (T<sub>AMB</sub>=25°C)

MODEL NO.	PASSBAND (MHz) (loss < 1 dB) Max.	f <sub>co</sub> , MHz Nom. (loss 3 dB) Typ.	STOP BAND (MHz) (loss, dB)			VSWR (:1)		NO. OF SECTIONS
			f 20 Min.	30 Typ.	fr 20 Typ.	Stopband Typ.	Passband Typ.	
VLF-1500	DC-1500	1825	2100	2150-6800	7000	20	1.2	7

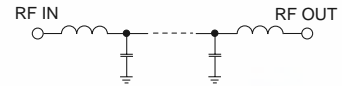
## Outline Drawing



## typical frequency response



## schematic



## Typical Performance Data at 25°C

Frequency (MHz)	Insertion Loss (dB)	VSWR (:1)
100.00	0.09	1.03
1000.00	0.41	1.13
1500.00	0.77	1.19
1700.00	1.31	1.38
1825.00	2.99	2.33
2000.00	16.47	10.13
2100.00	34.49	14.62
2150.00	35.94	16.56
2500.00	37.94	27.16
3000.00	31.80	38.61
4000.00	42.25	49.64
5000.00	43.54	42.38
6000.00	36.93	28.49
6800.00	28.71	21.46
7000.00	16.97	12.01

## Outline Dimensions (inch/mm)

B	D	E	wt.
inch	inch	inch	grams
.410	1.43	.312	10.0
10.41	36.32	7.92	

