

Coaxial Low Pass Filter

NEW!
VLF-1700

DC to 1700 MHz

Maximum Ratings

Operating Temperature	-55°C to 100°C
Storage Temperature	-55°C to 100°C
RF Power Input	10*W max. at 25°C
DC Current Input to Output	0.5A max. at 25°C


*Passband rating, derate linearly to 3.5W at 100°C ambient.

Features

- low cost
- small size
- 7 sections
- temperature stable
- patent pending

Applications

- harmonic rejection
- transmitters/receivers
- lab use

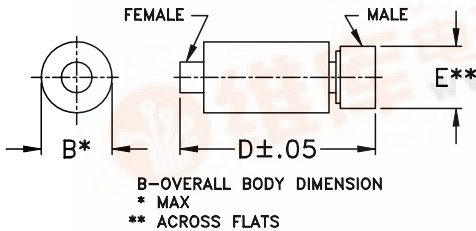


CASE STYLE: FF704
PRICE: \$19.95 ea. QTY (10-24)

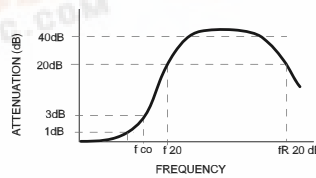
Low Pass Filter Electrical Specifications (T_{AMB}=25°C)

MODEL NO.	PASSBAND (MHz) (loss < 1 dB) Max.	f _{co} , MHz Nom. (loss 3 dB) Typ.	STOP BAND (MHz) (loss, dB)			VSWR (:1)		NO. OF SECTIONS
			f 20 Min.	30 Typ.	fr 20 Typ.	Stopband Typ.	Passband Typ.	
VLF-1700	DC-1700	2050	2375	2500-6500	7000	20	1.2	7

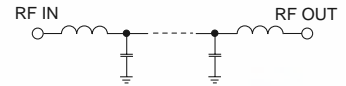
Outline Drawing



typical frequency response



schematic



Typical Performance Data at 25°C

Frequency (MHz)	Insertion Loss (dB)	VSWR (:1)
50.00	0.13	1.02
500.00	0.20	1.10
1000.00	0.36	1.17
1740.00	0.97	1.29
1900.00	1.85	1.83
2025.00	4.02	2.84
2325.00	35.00	8.99
2500.00	45.69	12.80
3500.00	50.96	32.18
4500.00	45.13	32.79
5500.00	41.41	32.18
6000.00	44.06	33.42
6900.00	22.52	35.46
7500.00	12.82	23.49
9000.00	16.93	43.44

Outline Dimensions (inch/mm)

B	D	E	wt.
.410	1.43	.312	grams
10.41	36.32	7.92	10.0

