

Coaxial Low Pass Filter

NEW!
VLF-2750

DC to 2750 MHz

Maximum Ratings

Operating Temperature	-55°C to 100°C
Storage Temperature	-55°C to 100°C
RF Power Input	10*W max. at 25°C
DC Current Input to Output	0.5A max. at 25°C


*Passband rating, derate linearly to 3.5W at 100°C ambient.

Features

- low cost
- small size
- 7 sections
- temperature stable
- patent pending

Applications

- harmonic rejection
- transmitters/receivers
- lab use

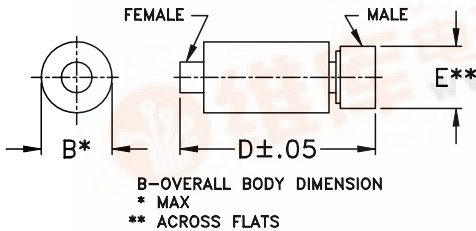


CASE STYLE: FF704
PRICE: \$19.95 ea. QTY (10-24)

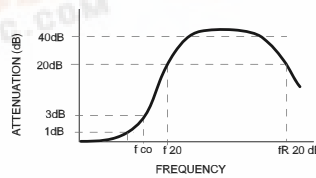
Low Pass Filter Electrical Specifications (T_{AMB}=25°C)

MODEL NO.	PASSBAND (MHz) (loss < 1 dB) Max.	f _{co} , MHz Nom. (loss 3 dB) Typ.	STOP BAND (MHz) (loss, dB)			VSWR (:1)		NO. OF SECTIONS
			f 20 Min.	30 Typ.	fr 20 Typ.	Stopband Typ.	Passband Typ.	
VLF-2750	DC-2750	3150	3775	3900-6800	8400	20	1.2	7

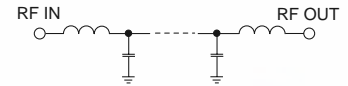
Outline Drawing



typical frequency response



schematic



Typical Performance Data at 25°C

Frequency (MHz)	Insertion Loss (dB)	VSWR (:1)
100.00	0.10	1.02
500.00	0.21	1.06
1300.00	0.39	1.09
2100.00	0.61	1.15
2750.00	1.15	1.50
3150.00	3.32	2.79
3775.00	23.45	18.70
3900.00	28.99	22.29
4400.00	35.96	32.79
5600.00	36.40	34.07
6400.00	34.00	28.49
6800.00	29.93	26.74
7800.00	23.36	22.87
8400.00	20.08	19.54
9000.00	17.02	16.41

Outline Dimensions (inch/mm)

B	D	E	wt.
.410	1.43	.312	grams
10.41	36.32	7.92	10.0

