

Coaxial Low Pass Filter

NEW!
VLF-2850

DC to 2850 MHz

Maximum Ratings

Operating Temperature	-55°C to 100°C
Storage Temperature	-55°C to 100°C
RF Power Input	10*W max. at 25°C
DC Current Input to Output	0.5A max. at 25°C


*Passband rating, derate linearly to 3.5W at 100°C ambient.

Features

- low cost
- small size
- 7 sections
- temperature stable
- patent pending

Applications

- harmonic rejection
- transmitters/receivers
- lab use

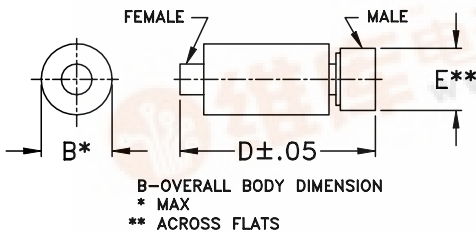


CASE STYLE: FF704
PRICE: \$19.95 ea. QTY (10-24)

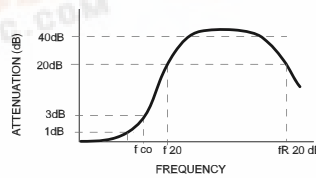
Low Pass Filter Electrical Specifications (T_{AMB}=25°C)

MODEL NO.	PASSBAND (MHz) (loss < 1 dB) Max.	f _{co} , MHz Nom. (loss 3 dB) Typ.	STOP BAND (MHz) (loss, dB)			VSWR (:1)		NO. OF SECTIONS
			f 20 Min.	30 Typ.	fr 20 Typ.	Stopband Typ.	Passband Typ.	
VLF-2850	DC-2850	3300	4000	4200-7400	9000	20	1.2	7

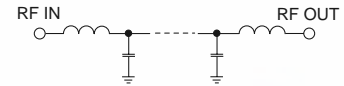
Outline Drawing



typical frequency response



schematic



Typical Performance Data at 25°C

Frequency (MHz)	Insertion Loss (dB)	VSWR (:1)
50.00	0.04	1.02
1000.00	0.24	1.08
1500.00	0.36	1.20
2740.00	0.80	1.32
3320.00	3.00	2.86
3760.00	15.16	15.53
4080.00	31.03	27.16
4500.00	44.67	25.94
5000.00	39.17	26.74
7000.00	29.02	24.83
10000.00	20.75	20.45
12000.00	15.45	13.29
15000.00	11.89	8.77
18000.00	14.80	5.00
20000.00	20.40	8.51

Outline Dimensions (inch/mm)

B	D	E	wt.
.410	1.43	.312	grams
10.41	36.32	7.92	10.0

