

# Coaxial Low Pass Filter

**NEW!**  
**VLF-400**

DC to 400 MHz

## Maximum Ratings

Operating Temperature	-55°C to 100°C
Storage Temperature	-55°C to 100°C
RF Power Input	8.5*W max. at 25°C
DC Current Input to Output	0.5A max. at 25°C


\*Passband rating, derate linearly to 3.5W at 100°C ambient.

## Features

- low cost
- small size
- 7 sections
- temperature stable
- patent pending

## Applications

- harmonic rejection
- transmitters/receivers
- lab use

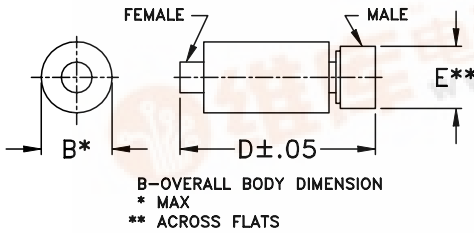


CASE STYLE: FF704  
PRICE: \$19.95 ea. QTY (10-24)

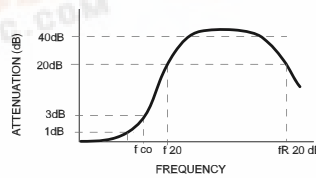
## Low Pass Filter Electrical Specifications (T<sub>AMB</sub>=25°C)

MODEL NO.	PASSBAND (MHz) (loss < 1 dB) Max.	f <sub>co</sub> , MHz Nom. (loss 3 dB) Typ.	STOP BAND (MHz) (loss, dB)		VSWR (:1)		NO. OF SECTIONS	
			f 20 Min.	40 Typ.	fr 20 Typ.	Stopband Typ.		Passband Typ.
VLF-400	DC-400	560	660	680-3000	5500	20	1.2	7

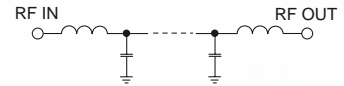
## Outline Drawing



## typical frequency response



## schematic



## Typical Performance Data at 25°C

Frequency (MHz)	Insertion Loss (dB)	VSWR (:1)
1.00	0.06	1.02
100.00	0.24	1.08
250.00	0.46	1.08
400.00	0.82	1.11
560.00	3.32	2.23
650.00	29.34	13.37
680.00	40.84	16.68
1000.00	45.29	40.90
1500.00	67.47	62.43
2000.00	55.97	61.67
3000.00	40.46	52.99
3500.00	34.35	50.78
4000.00	31.93	43.48
5000.00	21.90	31.07
5500.00	20.67	25.87

## Outline Dimensions (inch/mm)

B	D	E	wt.
.410	1.43	.312	grams
10.41	36.32	7.92	10.0

