

Coaxial

Low Pass Filter

NEW!

VLFX-105

DC to 105 MHz (40 dB Isolation up to 20 GHz)



CASE STYLE: FF1118
PRICE: \$ 39.95 ea. QTY (1-9)

Maximum Ratings

Operating Temperature	-55°C to 100°C
Storage Temperature	-55°C to 100°C
RF Power Input*	10W max. at 25°C

*Passband rating, derate linearly to 3.5W at 100°C ambient.

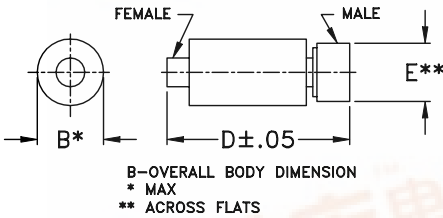
Features

- very good isolation, 40 dB up to 20 GHz
- 21 sections
- temperature stable LTCC internal structure
- patent pending
- re-entry frequency > 20 GHz
- rugged stainless steel unibody

Applications

- harmonic rejection
- transmitters/receivers
- lab use
- test instrumentation

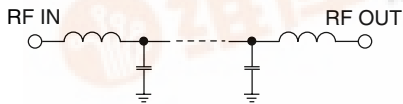
Outline Drawing



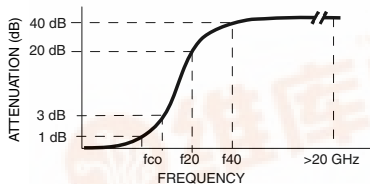
Outline Dimensions (inch/mm)

B	D	E	wt.
.39	2.67	.312	grams
9.91	67.82	7.92	17.0

Functional Schematic



Typical Frequency Response



Low Pass Filter Electrical Specifications @ 25°C

MODEL NO.	PASSBAND (MHz) (Loss < 1.2dB) Max.	fco, MHz Nom (Loss 3 dB) Typ	STOPBAND (MHz) (Loss, dB)		VSWR (:1)		NO. OF SECTIONS
			f20 Min.	f40 Typ.	Stopband Typ.	Passband Typ.	
VLFX-105	DC-105	165	250	400-20000	10	1.2	21

Typical Performance Data @ 25°C

Frequency (MHz)	Insertion Loss (dB)	VSWR (:1)
50	0.63	1.13
80	0.81	1.12
105	1.00	1.13
114	1.13	1.17
120	1.22	1.19
140	1.51	1.32
160	2.67	1.58
200	6.70	4.53
230	22.91	7.43
400	42.35	21.10
500	46.66	24.83
750	50.37	39.03
1000	67.08	49.17
2500	72.46	26.01
5000	70.98	18.90
7500	63.56	6.76
10000	79.87	2.45
12000	68.30	6.09
16000	84.80	6.95
20000	67.90	14.23

