

Coaxial

查询VLFX-540供应商

捷多邦, 专业PCB打样工厂, 24小时加急出货

Low Pass Filter

NEW!

VLFX-540

DC to 540 MHz (40 dB Isolation up to 20 GHz)

Maximum Ratings

Operating Temperature	-55°C to 100°C
Storage Temperature	-55°C to 100°C
RF Power Input	10W max. at 25°C

*Passband rating, derate linearly to 3.5W at 100°C ambient.

Features

- very good isolation, 40 dB up to 20 GHz
- 21 sections
- temperature stable LTCC internal structure
- patent pending
- re-entry frequency > 20 GHz
- rugged stainless steel unibody

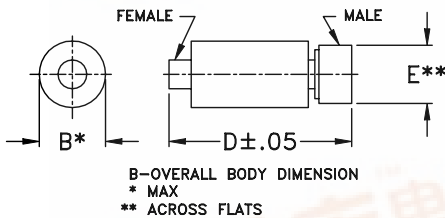


CASE STYLE: FF1118
PRICE: \$ 39.95 ea. QTY (1-9)

Applications

- harmonic rejection
- transmitters/receivers
- lab use
- test instrumentation

Outline Drawing



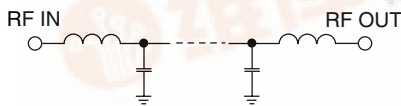
Low Pass Filter Electrical Specifications @ 25°C

MODEL NO.	PASSBAND (MHz) (Loss < 1.2dB) Max.	fco, MHz Nom (Loss 3 dB) Typ	STOPBAND (MHz) (Loss, dB)		VSWR (:1)		NO. OF SECTIONS
			f20 Min.	f40 Typ.	Stopband Typ.	Passband Typ.	
VLFX-540	DC-540	810	1000	1150-20000	10	1.2	21

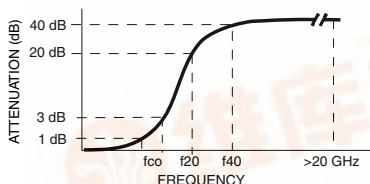
Outline Dimensions (inch/mm)

B	D	E	wt.
.39	2.67	.312	grams
9.91	67.82	7.92	17.0

Functional Schematic

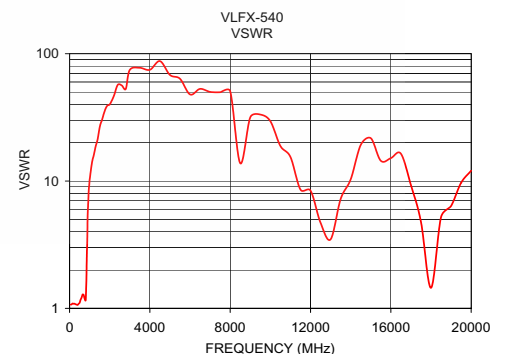
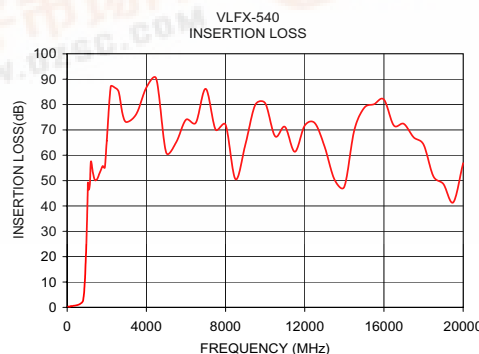


Typical Frequency Response



Typical Performance Data @ 25°C

Frequency (MHz)	Insertion Loss (dB)	VSWR (:1)
50	0.32	1.07
250	0.46	1.09
400	0.69	1.06
550	0.97	1.17
620	1.21	1.24
700	1.64	1.28
820	3.57	1.33
880	8.81	3.45
960	23.09	8.60
1025	41.04	10.94
1500	50.47	26.44
2000	65.72	39.98
3000	73.08	74.63
5000	61.13	68.07
7500	70.11	49.82
10000	80.55	29.49
12500	72.73	4.71
15000	78.70	21.69
17500	67.07	4.77
20000	56.88	12.07



Mini-Circuits®

INTERNET <http://www.minicircuits.com>
P.O. Box 350166, Brooklyn, New York 11235-0003 (718) 934-4500 Fax (718) 332-4661

REV. OR
M96318
VLFX-540
FDI-0399