

Coaxial

Low Pass Filter

NEW!

VLFX-780

DC to 780 MHz (40 dB Isolation up to 20 GHz)



CASE STYLE: FF1118
PRICE: \$ 39.95 ea. QTY (1-9)

Maximum Ratings

Operating Temperature	-55°C to 100°C
Storage Temperature	-55°C to 100°C
RF Power Input*	10W max. at 25°C

*Passband rating, derate linearly to 3.5W at 100°C ambient.

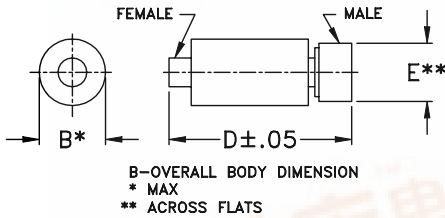
Features

- very good isolation, 40 dB up to 20 GHz
- 21 sections
- temperature stable LTCC internal structure
- patent pending
- re-entry frequency > 20 GHz
- rugged stainless steel unibody

Applications

- harmonic rejection
- transmitters/receivers
- lab use
- test instrumentation

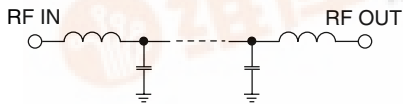
Outline Drawing



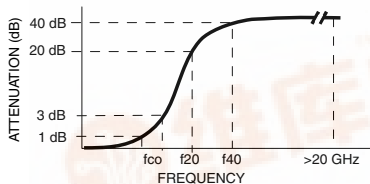
Outline Dimensions (inch/mm)

B	D	E	wt.
.39	2.67	.312	grams
9.91	67.82	7.92	17.0

Functional Schematic



Typical Frequency Response



Low Pass Filter Electrical Specifications @ 25°C

MODEL NO.	PASSBAND (MHz) (Loss < 1.2dB) Max.	fco, MHz Nom (Loss 3 dB) Typ	STOPBAND (MHz) (Loss, dB)		VSWR (:1)		NO. OF SECTIONS
			f20 Min.	f40 Typ.	Stopband Typ.	Passband Typ.	
VLFX-780	DC-780	950	1450	1610-20000	10	1.25	21

Typical Performance Data @ 25°C

Frequency (MHz)	Insertion Loss (dB)	VSWR (:1)
50	0.20	1.07
200	0.42	1.23
500	0.67	1.20
780	1.00	1.15
840	1.24	1.38
900	1.80	1.89
960	2.97	2.94
1050	5.85	6.43
1350	20.52	41.39
1620	41.62	73.11
1750	44.97	78.34
2000	47.85	88.41
2500	78.54	98.33
5000	69.60	89.14
7500	59.97	45.09
10000	74.94	28.77
12500	55.61	18.76
15000	45.26	1.23
17500	66.73	22.68
20000	62.04	8.82

