



# W58 series

## Push To Reset Only Thermal Circuit Breaker



### Features

- 0.5 amp to 30 amp ratings.
- Cannot be manually tripped.
- Button extends for visual trip indication.
- Push button to reset breaker.
- Termination is screw or .250" QC.

### Agency Approvals

W58 Series is UL 1077 Recognized as Supplementary Protectors, File E69543, and CSA Certified as Appliance Component Protectors, File LR15734.

### Electrical Data @ +25°C

**Calibration:** Breaker will continuously carry 100% of rated load. It may trip between 101% and 145% of rated load, but must trip at 145% at 25°C.

**Dielectric Strength:** Over 1,500 volts RMS.

**Maximum Operating Voltages:** 50VDC; 250VAC.

**Interrupt Capacity:** 2,000 amps at 50VDC (0.5 - 30 amp models).  
1,000 amps at 250VAC (0.5 - 30 amp models).

**Note:** 30 amp model not UL or CSA.

**Resettable Overload Capacity:** Ten times rated current.

### Maximum Resistance vs. Current Rating @ +25°C

Current Rating in Amps	Maximum Resistance in Ohms	Current Rating in Amps	Maximum Resistance in Ohms
0.5	5.0	8	0.020
1	1.35	9	0.020
2	0.32	10	0.014
3	0.18	12	0.010
4	0.10	15	0.010
5	0.026	20	0.005
6	0.026	25	0.006
7	0.020	30	0.004

### Mechanical/Environmental Data

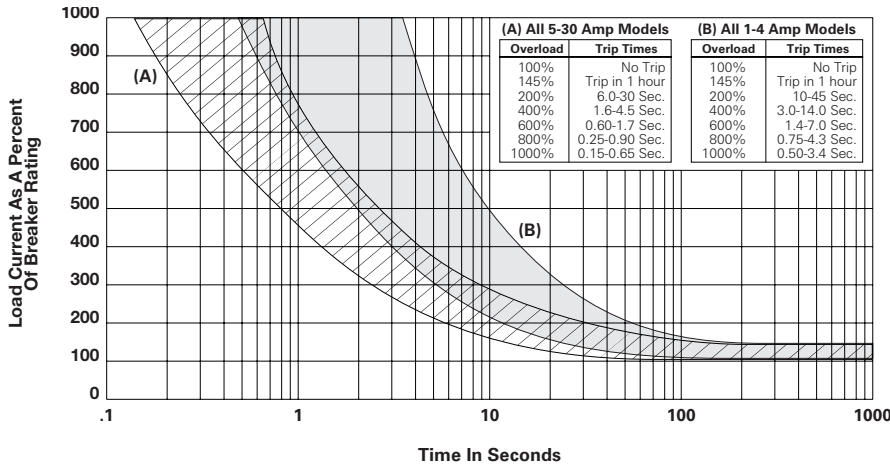
**Shock:** Withstands to 10g.

**Endurance Cycling:** Over 1,000 cycles at 200% of rated load.

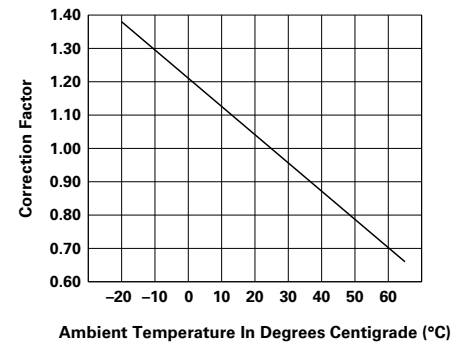
**Vibration:** Withstands to 10g at 10-55 Hz.

**Weight:** Less than 1 1/2 oz. (42.5g).

### Time vs. Current Trip Curve @ +25°C



### Ambient Compensation Chart



**To use this chart:** Read up from the ambient temperature to the curve, and across to find a correction factor. Multiply the breaker rating by the correction factor to determine the compensated rating. Calculate the overloads in terms of the compensated rating to use the published trip curve.

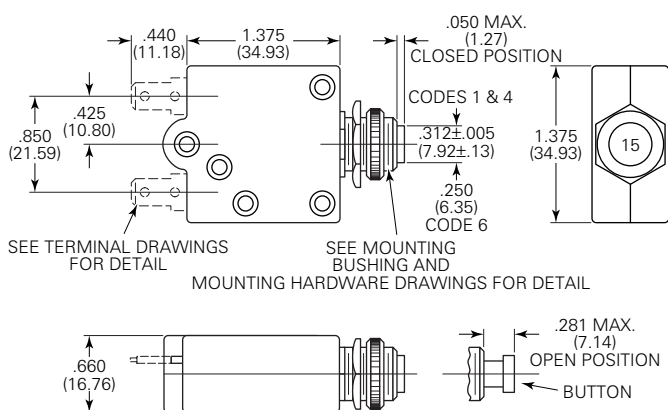
**Ordering Information**

<b>Typical Part No. ▶</b>	<b>W</b>	<b>58</b>	<b>-X</b>	<b>B</b>	<b>1</b>	<b>A</b>	<b>4</b>	<b>A</b>	<b>-5</b>	
<b>1. Designator:</b> W = Circuit breaker										
<b>2. Series Number:</b> 58 = Single Pole, Push-to-Reset										
<b>3. Circuit Function:</b> X = Series Trip										
<b>4. Button:</b> A = White, plain, no rate marking, no trip band B = White with red rate marking, red trip band C = White with black rate marking, red trip band E = White with red rate marking no trip band F = White with black rate marking, no trip band										
<b>5. Mounting Bushing:</b> 1 = 7/16" x .500" (12.70mm) long 4 = 15/32" x .300" (7.62mm) long, black 6 = 3/8" x .465" (11.81mm) long, round										
<b>6. Terminals:</b> A = Quick connect .250" (6.35mm) straight C = 6/32 screw 90° (screws installed) D = 6/32 screw 90° (screws bulk packed)										
<b>7. Mounting Hardware:</b> 4 = Knurled nut/hex nut 6 = Knurled nut/hex nut/lock washer 12 = Knurled nut/lock washer 15 = Two hex nuts/lock washer 99 = No mtg. hardware supplied (Use C, Step #8)										
<b>Note:</b> For other hardware combinations, order separately. See mounting hardware Ordering Information table.										
<b>8. Mounting Hardware Packaging:</b> A = Assembled to bushing B = Bulk unassembled C = No mounting hardware										
<b>9. Specify Amp Rating:</b>	0.5	3	6	9	15	30*				
	1	4	7	10	20					
	2	5	8	12	25		*Not UL or CSA			

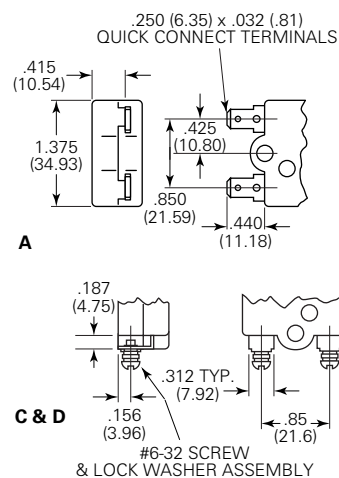
**Stock Items – We recommend that our authorized distributors stock the following items for immediate delivery.**

W58-XB1A4A-1	W58-XB1A4A-6	W58-XB1A4A-15	W58-XC4C12A-2	W58-XC4C12A-15
W58-XB1A4A-2	W58-XB1A4A-7	W58-XB1A4A-20	W58-XC4C12A-3	W58-XC4C12A-20
W58-XB1A4A-3	W58-XB1A4A-8	W58-XB1A4A-25	W58-XC4C12A-5	W58-XC4C12A-25
W58-XB1A4A-4	W58-XB1A4A-10	W58-XB1A4A-30	W58-XC4C12A-7	W58-XC4C12A-30
W58-XB1A4A-5	W58-XB1A4A-12	W58-XC4C12A-1	W58-XC4C12A-10	

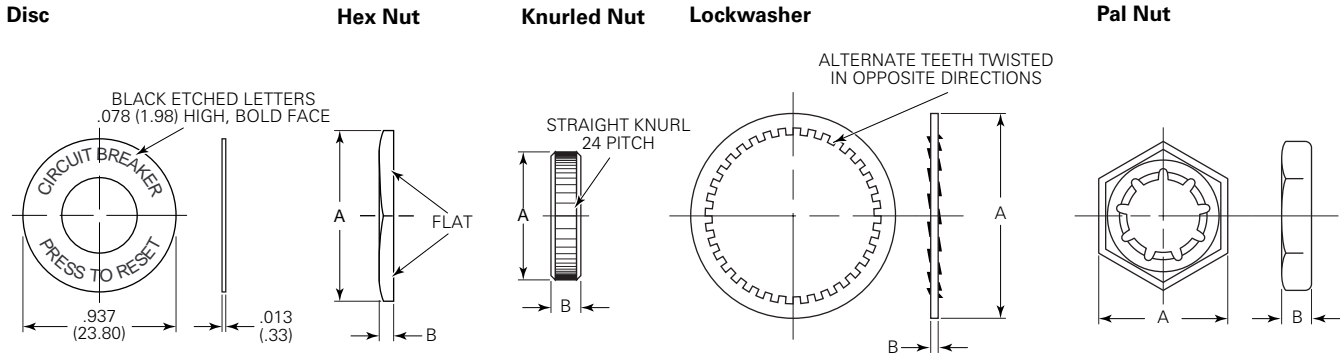
**Outline Dimensions**



**Terminal Options**

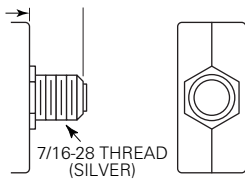


**Mounting Hardware**

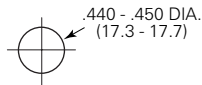


**Mounting Bushing**

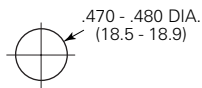
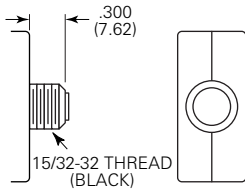
**Type 1**



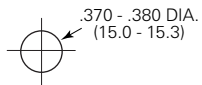
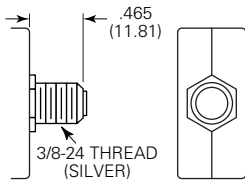
**Recommended Cutout**



**Type 4**



**Type 6**



**Mounting Hardware Dimensions**

	Dim.	Hex.	Knurled	L/W	Pal
A.	3/8"	.556	.562	.562	.562
	7/16"	.625	.625	.540	.625
	15/32"	.556	.625	.600	.625
B.	3/8"	.085	.078	.018	.140
	7/16"	.078	.125	.022	.111
	15/32"	.078	.125	.018	.090

**Mounting Hardware Ordering Information**

Mounting Bushing Code	Knurl Nut	Hex Nut	Pal Nut	Washer	Push to Reset Disc
1	55-010A	55-011A	16S086B	88-021B	33-012A
4	•	55-001B	16S086C	88-002A	33-012C
6	55-008A	55-001D	16S086A	88-006K	33-012B

• 55-010B (silver) 55-010E (black)