

# XN6115

## Silicon PNP epitaxial planer transistor

For switching/digital circuits

### Features

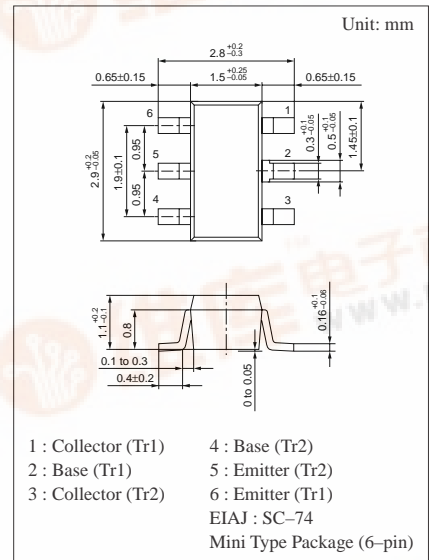
- Two elements incorporated into one package.  
(Transistors with built-in resistor)
- Reduction of the mounting area and assembly cost by one half.

### Basic Part Number of Element

- UN1115 × 2 elements

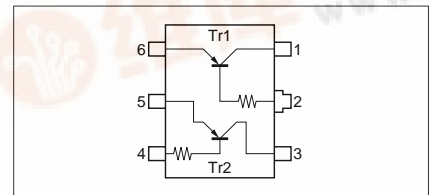
### Absolute Maximum Ratings (Ta=25°C)

Parameter	Symbol	Rated	Unit
Collector to base voltage	V <sub>CBO</sub>	-50	V
Collector to emitter voltage	V <sub>CEO</sub>	-50	V
Collector current	I <sub>C</sub>	-100	mA
Total power dissipation	P <sub>T</sub>	300	mW
Junction temperature	T <sub>j</sub>	150	°C
Storage temperature	T <sub>sig</sub>	-55 to +150	°C



Marking Symbol: 6X

Internal Connection



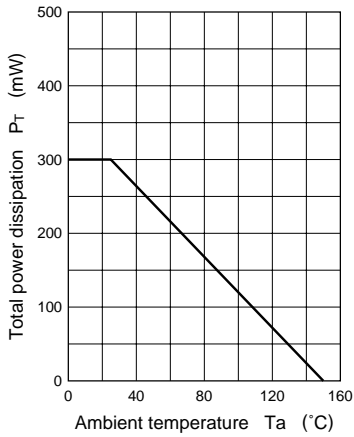
### Electrical Characteristics (Ta=25°C)

Parameter	Symbol	Conditions	min	typ	max	Unit
Collector to base voltage	V <sub>CBO</sub>	I <sub>C</sub> = -10μA, I <sub>E</sub> = 0	-50			V
Collector to emitter voltage	V <sub>CEO</sub>	I <sub>C</sub> = -2mA, I <sub>B</sub> = 0	-50			V
Collector cutoff current	I <sub>CBO</sub>	V <sub>CB</sub> = -50V, I <sub>E</sub> = 0			-0.1	μA
	I <sub>CEO</sub>	V <sub>CE</sub> = -50V, I <sub>B</sub> = 0			-0.5	μA
Emitter cutoff current	I <sub>EBO</sub>	V <sub>EB</sub> = -6V, I <sub>C</sub> = 0			-0.01	mA
Forward current transfer ratio	h <sub>FE</sub>	V <sub>CE</sub> = -10V, I <sub>C</sub> = -5mA	160		460	
Forward current transfer h <sub>FE</sub> ratio	h <sub>FE</sub> (small/large)*1	V <sub>CE</sub> = -10V, I <sub>C</sub> = -5mA	0.5	0.99		
Collector to emitter saturation voltage	V <sub>CE(sat)</sub>	I <sub>C</sub> = -10mA, I <sub>B</sub> = -0.3mA			-0.25	V
Output voltage high level	V <sub>OH</sub>	V <sub>CC</sub> = -5V, V <sub>B</sub> = -0.5V, R <sub>L</sub> = 1kΩ	-4.9			V
Output voltage low level	V <sub>OL</sub>	V <sub>CC</sub> = -5V, V <sub>B</sub> = -2.5V, R <sub>L</sub> = 1kΩ			-0.2	V
Transition frequency	f <sub>T</sub>	V <sub>CB</sub> = -10V, I <sub>E</sub> = 1mA, f = 200MHz		80		
Input resistance	R <sub>I</sub>		-30%	10	+30%	kΩ

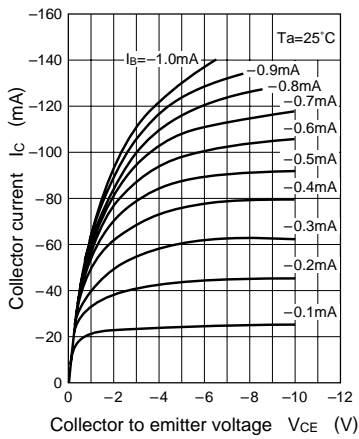
\*1 Ratio between 2 elements



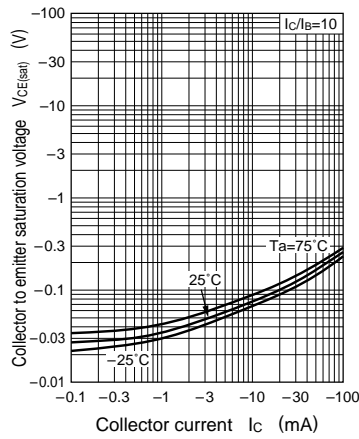
$P_T - T_a$



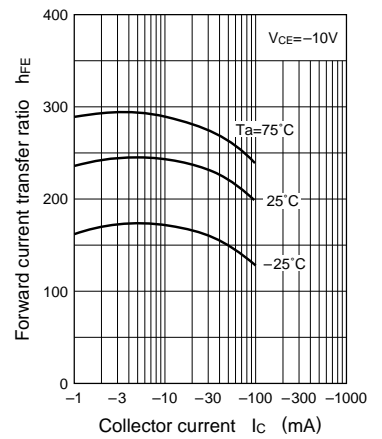
$I_C - V_{CE}$



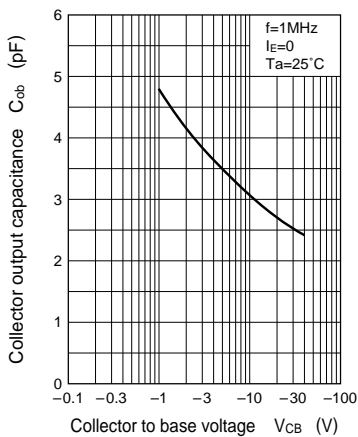
$V_{CE(sat)} - I_C$



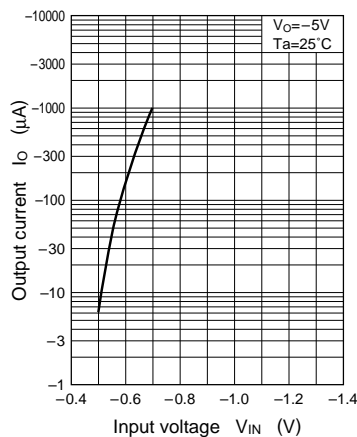
$h_{FE} - I_C$



$C_{ob} - V_{CB}$



$I_O - V_{IN}$



$V_{IN} - I_O$

