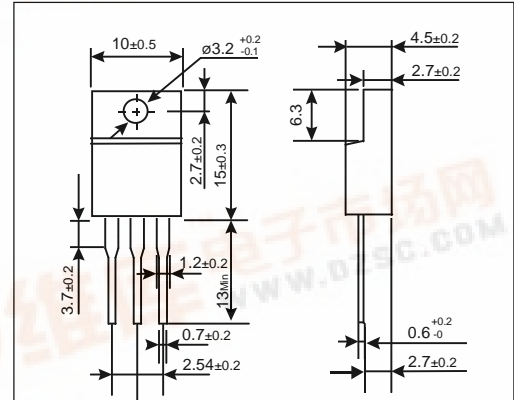


# YG225C2,N2,D2 (10A)

(200V / 10A)

## FAST RECOVERY DIODE

### Outline drawings, mm



JEDEC

EIAJ

SC-67

### Features

- Insulated package by fully molding
- High voltage by mesa design
- High reliability

### Applications

- High speed switching

### Maximum ratings and characteristics

- Absolute maximum ratings

Item	Symbol	Conditions	Rating	Unit
Repetitive peak reverse voltage	$V_{RRM}$		200	V
Non-repetitive peak reverse voltage	$V_{RSM}$		250	V
Isolating voltage	$V_{iso}$	Terminals-to-Case, AC.1min	1500	V
Average output current	$I_o$	Square wave, duty=1/2, $T_c=95^{\circ}C$	10*	A
Surge current	$I_{FSM}$	Sine wave 10ms	70	A
Operating junction temperature	$T_j$		+150	$^{\circ}C$
Storage temperature	$T_{stg}$		-40 to +150	$^{\circ}C$

\*Average forward current of centertap full wave connection

- Electrical characteristics ( $T_a=25^{\circ}C$  Unless otherwise specified)

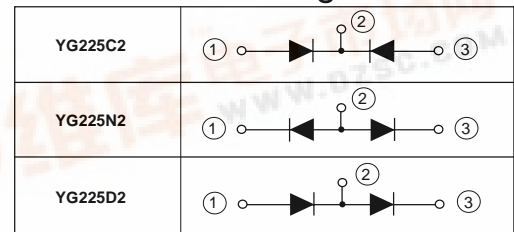
Item	Symbol	Conditions	Max.	Unit
Forward voltage drop **	$V_{FM}$	$I_{FM}=2.5A$	1.3	V
Reverse current **	$I_{RRM}$	$V_R=V_{RRM}$	50	$\mu A$
Reverse recovery time	$t_{rr}$	$I_F=0.1A, I_R=0.1A, I_{rec}=0.01A$	0.4	$\mu s$
Thermal resistance	$R_{th(j-c)}$	Junction to case	3.5*	$^{\circ}C/W$

\*\* Rating per element

- Mechanical characteristics

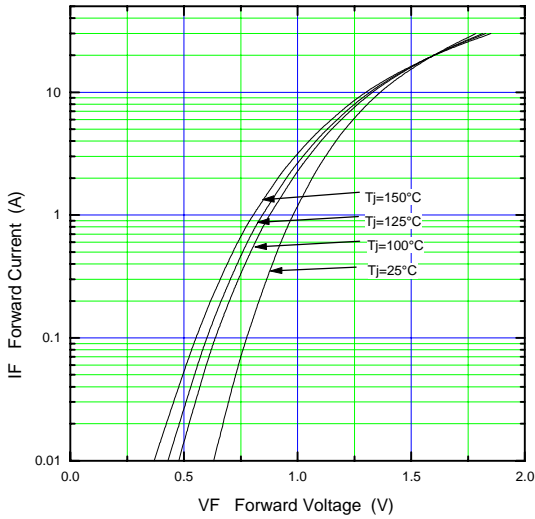
Mounting torque	Recommended torque	0.3 to 0.5	N·m
Approximate weight		2.3	g

### Connection diagram

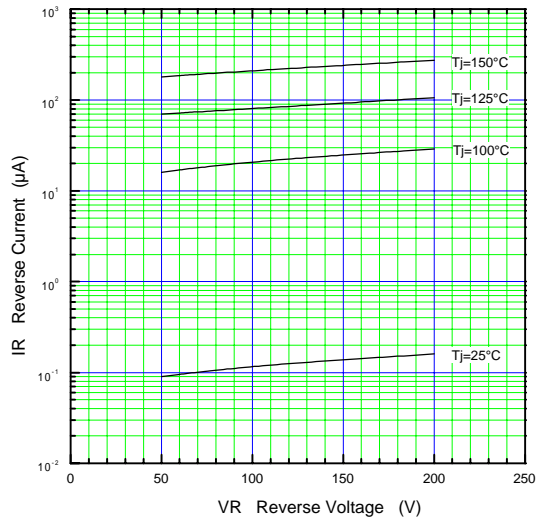


■ Characteristics

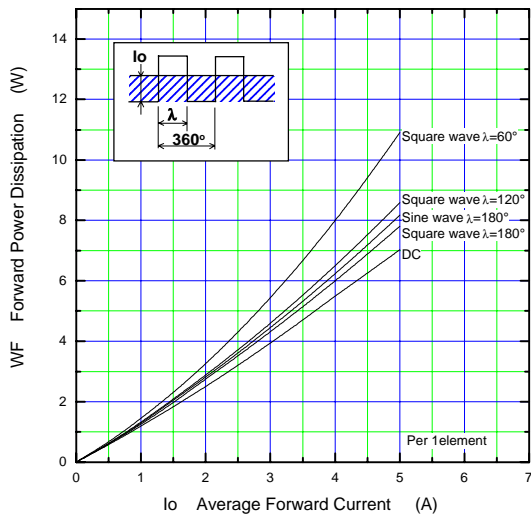
Forward Characteristic (typ.)



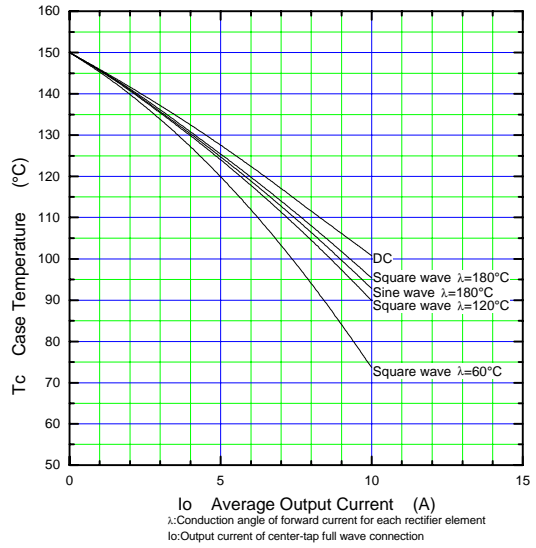
Reverse Characteristic (typ.)



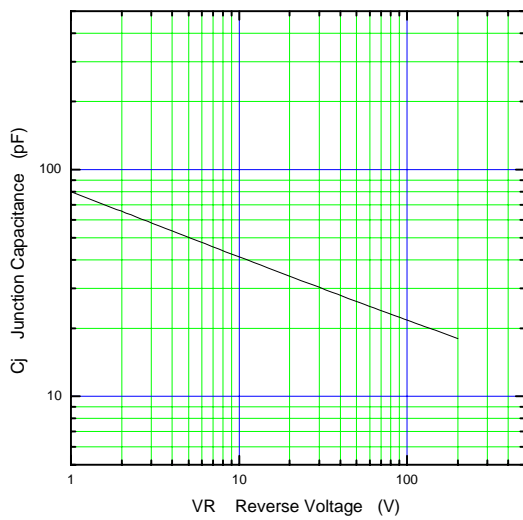
Forward Power Dissipation



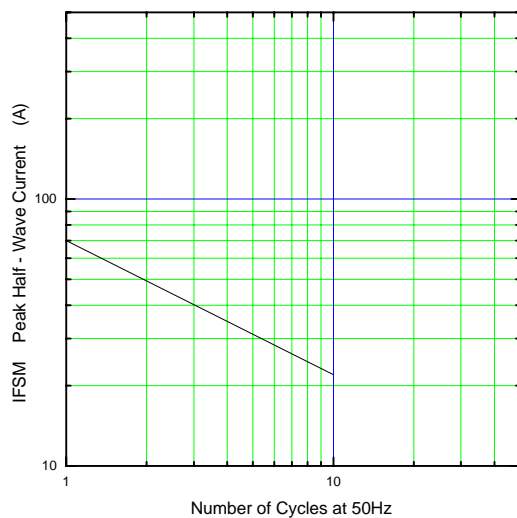
Current Derating (Io-Tc)



Junction Capacitance Characteristic (typ.)



Surge Capability



(200V / 10A )

YG225C2,N2,D2 (10A)

**Transient Thermal Impedance**

