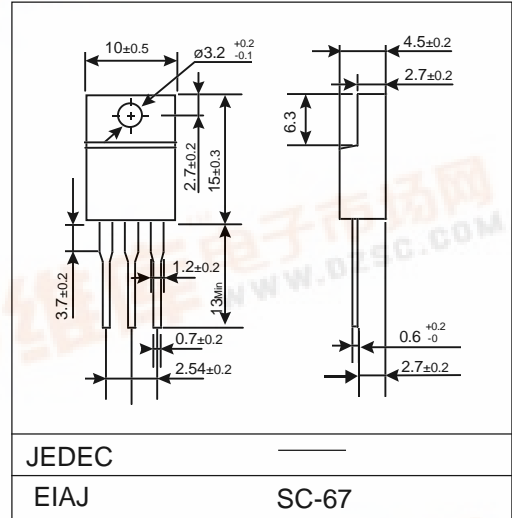


# YG802C06R

(60V / 10A TO-220F15)

## SCHOTTKY BARRIER DIODE

### Outline Drawings



### Features

- Low VF
- Super high speed switching.
- High reliability by planer design.

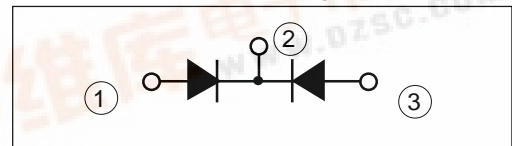
### Applications

- High speed power switching.

### Maximum Ratings and Characteristics

- Absolute Maximum Ratings

### Connection Diagram



Item	Symbol	Conditions	Rating	Unit
Repetitive peak reverse voltage	$V_{RRM}$		60	V
Repetitive peak surge reverse voltage	$V_{RSM}$	tw=500ns, duty=1/40	60	V
Isolation voltage	$V_{iso}$	Terminals to Case, AC. 1min.	1500	V
Average output current	$I_o$	duty=1/2, Tc=118°C Square wave	10*	A
Surge current	$I_{FSM}$	Sine wave 10ms	80	A
Operating junction temperature	$T_j$		-40 to +150	°C
Storage temperature	$T_{stg}$		-40 to +150	°C

\* Out put current of centertap full wave connection.

- Electrical Characteristics (Ta=25°C Unless otherwise specified)

Item	Symbol	Conditions	Max.	Unit
Forward voltage drop **	$V_F$	$I_F=4.0A$	0.58	V
Reverse current **	$I_R$	$V_R=V_{RRM}$	5.0	mA
Thermal resistance	$R_{th(j-c)}$	Junction to case	3.5	°C/W

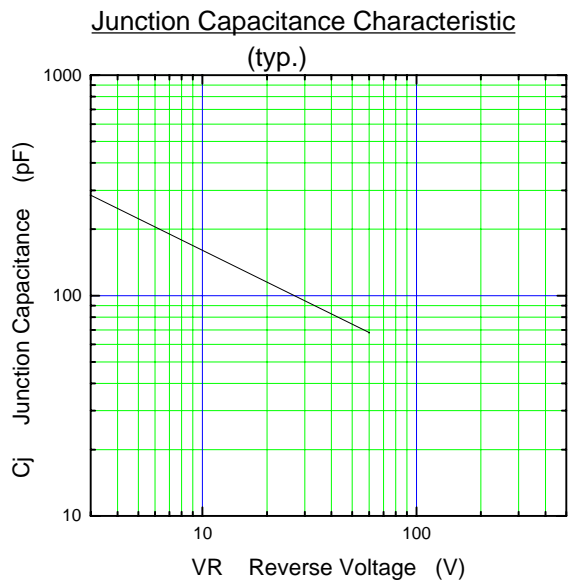
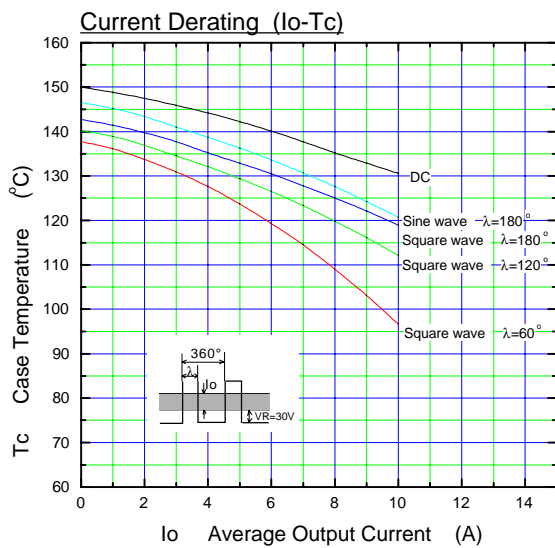
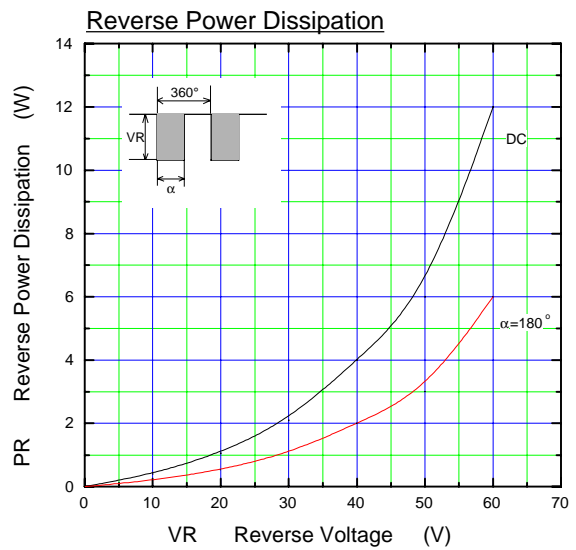
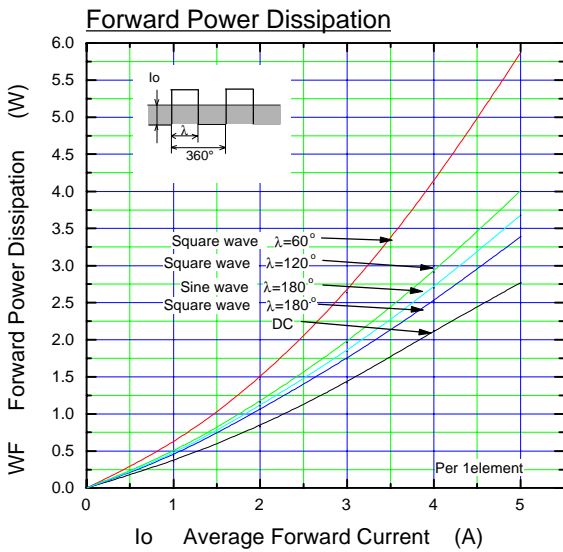
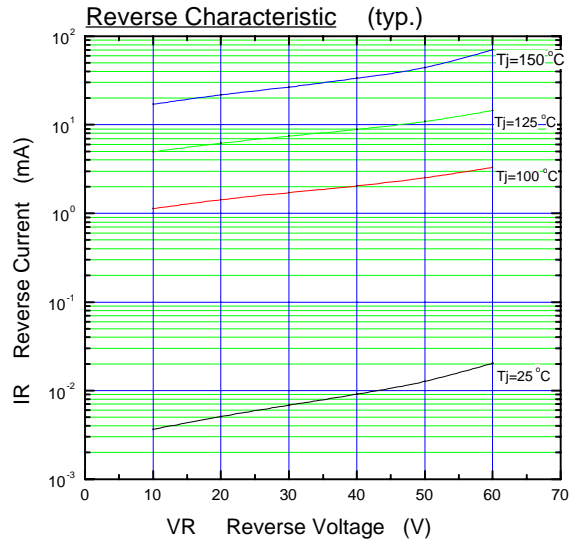
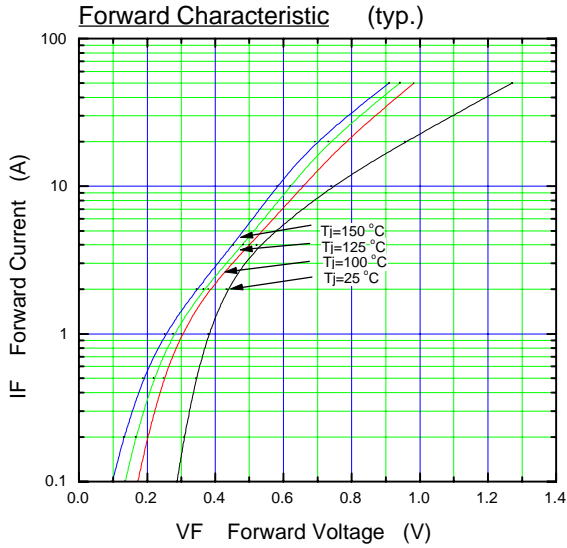
\*\* Rating per element

- Mechanical Characteristics

Item	Symbol	Conditions	Max.	Unit
Mounting torque		Recommended torque	0.3 to 0.5	N · m



Characteristics



λ: Conduction angle of forward current for each rectifier element  
Io: Output current of center-tap full wave connection

