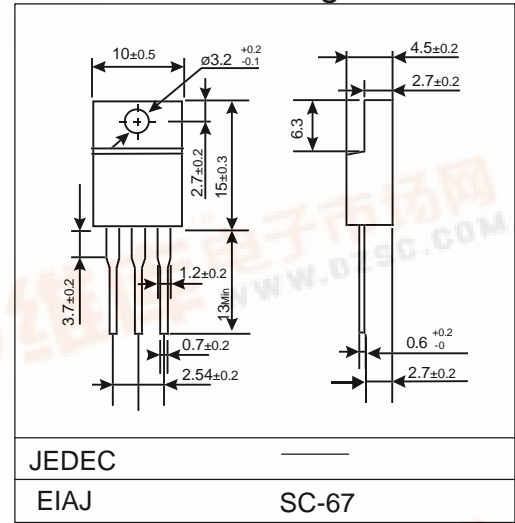


YG802C09R

(90V / 10A TO-220F15)

SCHOTTKY BARRIER DIODE

Outline Drawings



Features

- Low V_F
- Super high speed switching.
- High reliability by planer design.

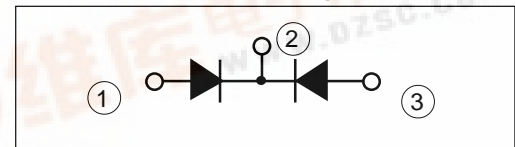
Applications

- High speed power switching.

Maximum Ratings and Characteristics

- Absolute Maximum Ratings

Connection Diagram



Item	Symbol	Conditions	Rating	Unit
Repetitive peak reverse voltage	V_{RRM}		90	V
Repetitive peak surge reverse voltage	V_{RSM}	$t_w=500ns, duty=1/40$	100	V
Isolation voltage	V_{iso}	Terminals to Case, AC. 1min.	1500	V
Average output current	I_o	$duty=1/2, T_c=102^\circ C$ Square wave	10*	A
Surge current	I_{FSM}	Sine wave 10ms	80	A
Operating junction temperature	T_j		-40 to +150	$^\circ C$
Storage temperature	T_{stg}		-40 to +150	$^\circ C$

* Out put current of centertap full wave connection.


- Electrical Characteristics ($T_a=25^\circ C$ Unless otherwise specified)

Item	Symbol	Conditions	Max.	Unit
Forward voltage drop **	V_F	$I_F=4.0A$	0.9	V
Reverse current **	I_R	$V_R=V_{RRM}$	5.0	mA
Thermal resistance	$R_{th(j-c)}$	Junction to case	3.5	$^\circ C/W$

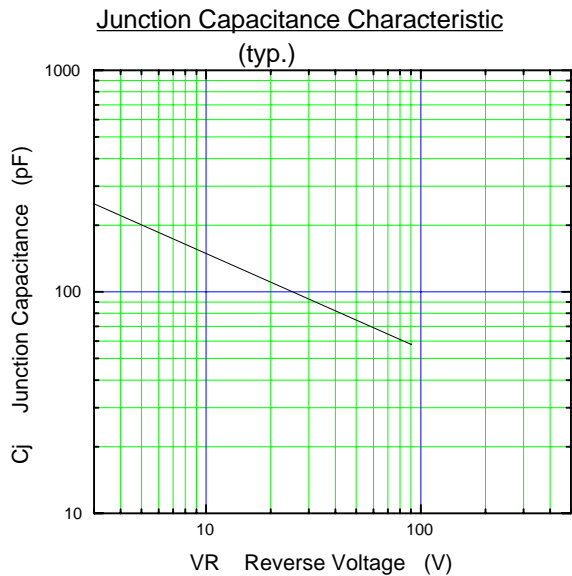
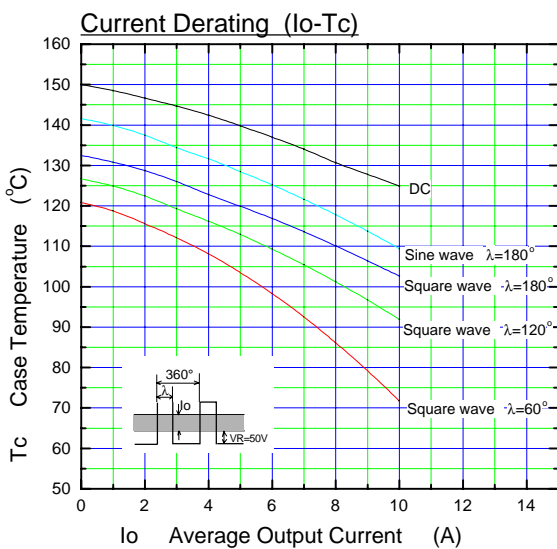
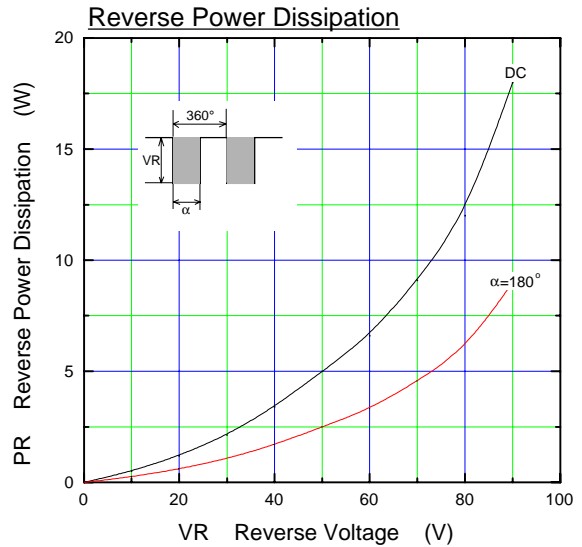
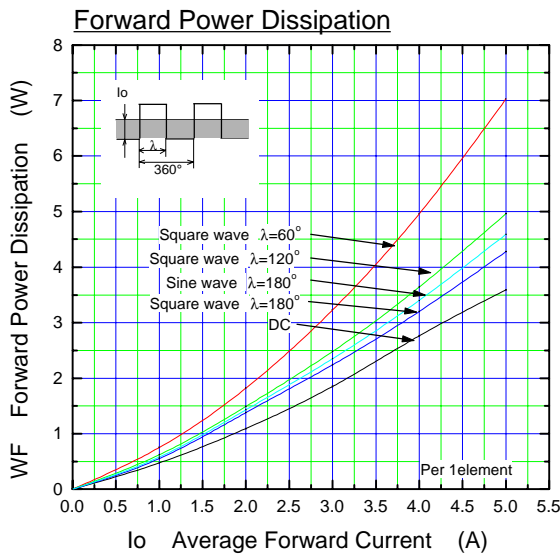
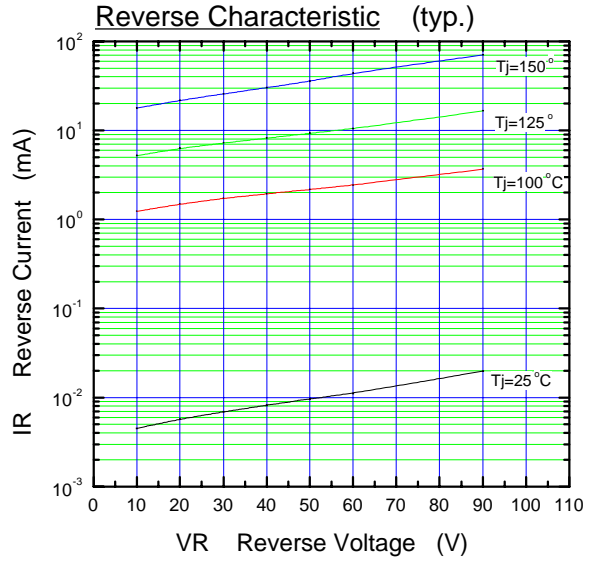
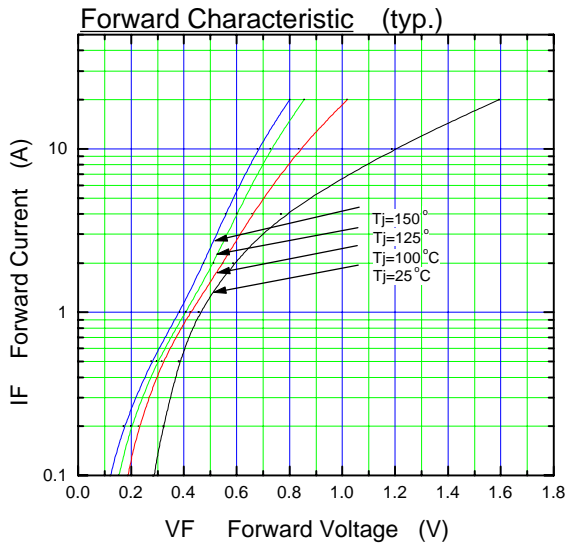
** Rating per element

- Mechanical Characteristics

Mounting torque	Recommended torque	0.3 to 0.5	N · m
-----------------	--------------------	------------	-------



■ Characteristics



λ : Conduction angle of forward current for each rectifier element
 I_o : Output current of center-tap full wave connection

