

# YG885C02R

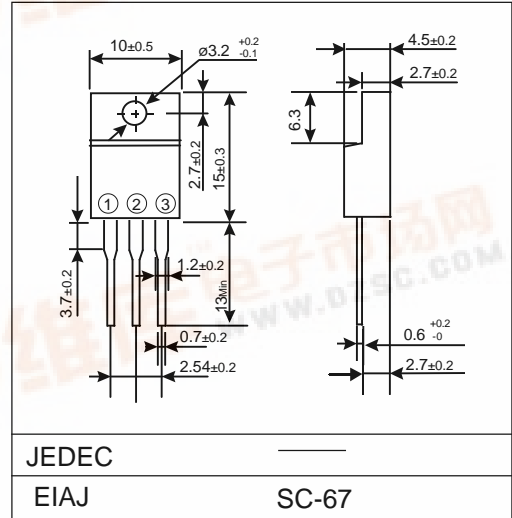
查询YG885C02R供应商

捷多邦, 专业PCB打样工厂, 24小时加急出货

(20V / 30A TO-220F15)

## SCHOTTKY BARRIER DIODE

### Outline Drawings



### Features

- Low  $V_F$
- Super high speed switching.
- High reliability by planer design.

### Applications

- High speed power switching.

### Maximum Ratings and Characteristics

- Absolute Maximum Ratings

Item	Symbol	Conditions	Rating	Unit
Repetitive peak reverse voltage	$V_{RRM}$		20	V
Repetitive peak surge reverse voltage	$V_{RSM}$	$t_w=500\text{ns}$ , $\text{duty}=1/40$	20	V
Isolating voltage	$V_{iso}$	Terminals to Case, AC, 1min.	1500	V
Average output current	$I_o$	$\text{duty}=1/2$ , $T_c=81^\circ\text{C}$ Square wave	30*	A
Suege current	$I_{FSM}$	Sine wave 10ms	120	A
Operating junction temperature	$T_j$		+150	$^\circ\text{C}$
Storage temperature	$T_{stg}$		-40 to +150	$^\circ\text{C}$

\* Out put current of centertap full wave connection.

- Electrical Characteristics ( $T_a=25^\circ\text{C}$  Unless otherwise specified)

Item	Symbol	Conditions	Max.	Unit
Forward voltage drop **	$V_F$	$I_F=8.0\text{A}$	0.39	V
Reverse current **	$I_R$	$V_R=V_{RRM}$	30.0	mA
Thermal resistance	$R_{th(j-c)}$	Junction to case	2.5	$^\circ\text{C}/\text{W}$

\*\* Rating per element

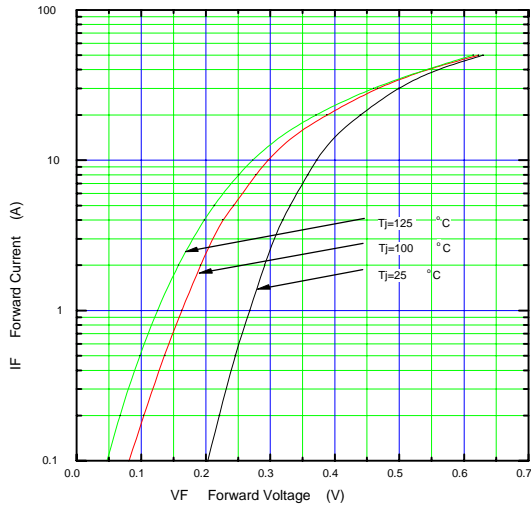
- Mechanical Characteristics

Mounting torque	Recommended torque	0.3 to 0.5	N · m
Weight		2.3	g

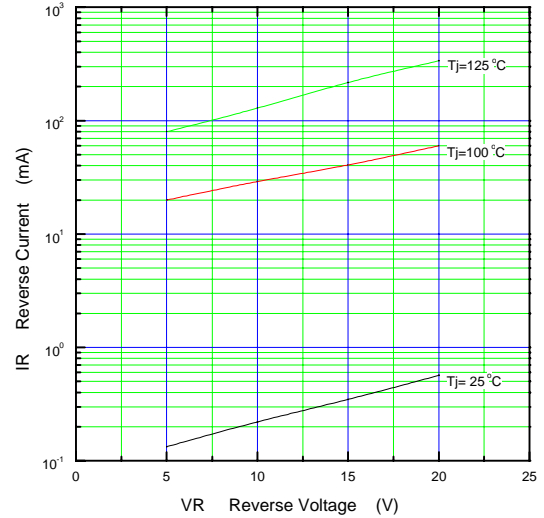


**Characteristics**

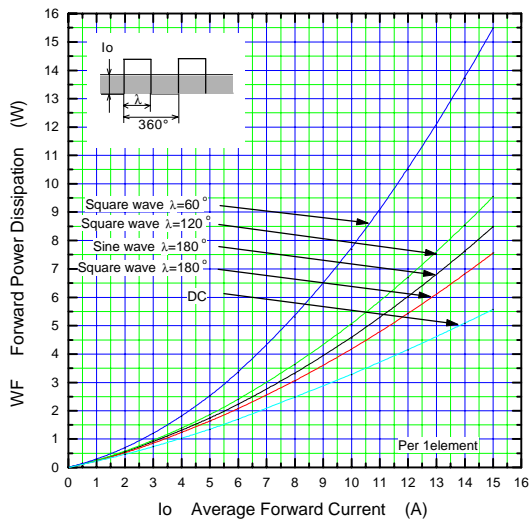
Forward characteristic (typ.)



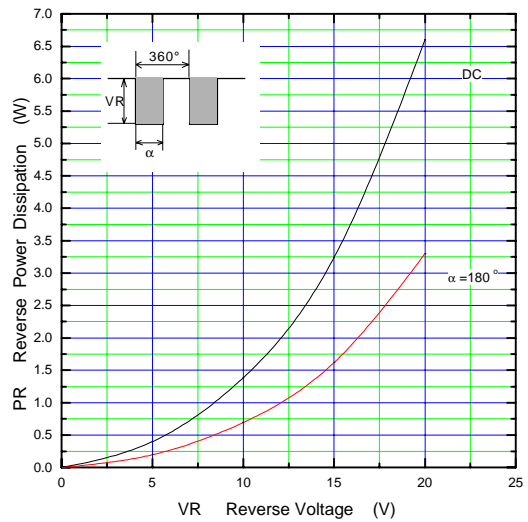
Reverse Characteristic (typ.)



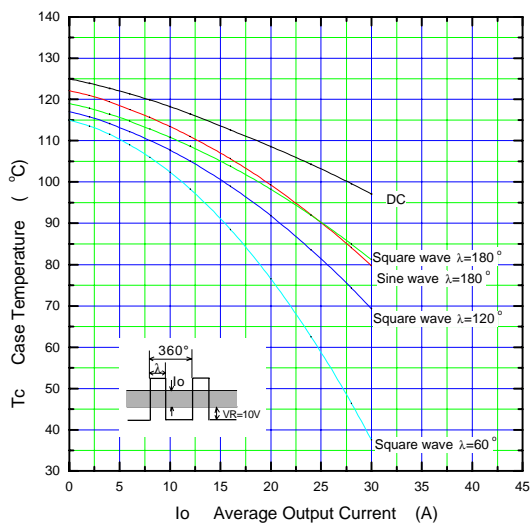
Forward Power Dissipation



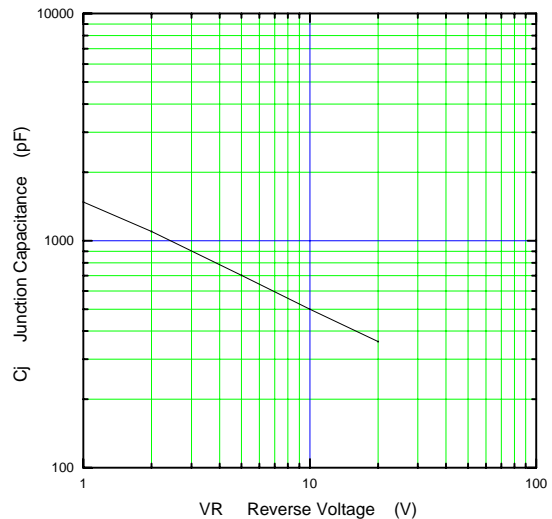
Reverse Power Dissipation



Current Derating (Io-Tc)

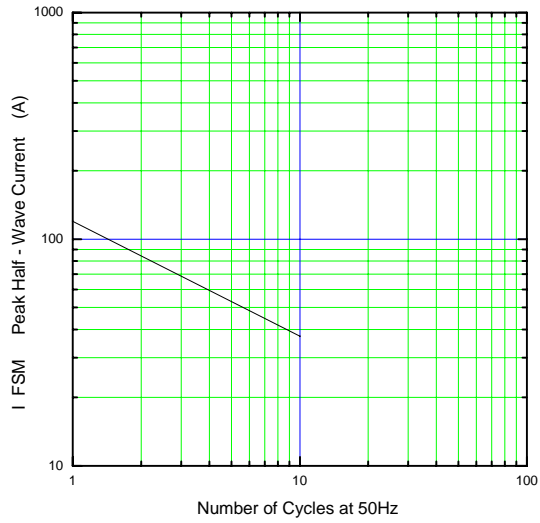


Junction Capacitance Characteristic (typ.)



λ: Conduction angle of forward current for each rectifier element  
Io: Output current of center-tap full wave connection

Surge Capability



Transient Thermal Impedance

