

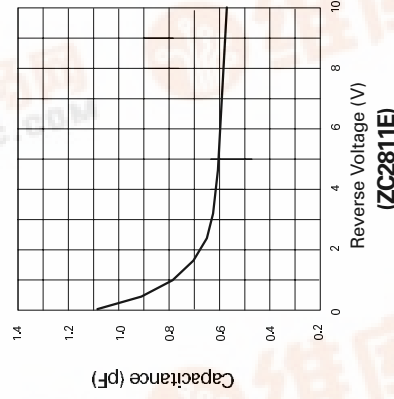
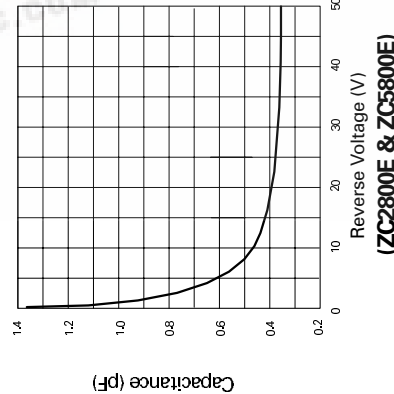
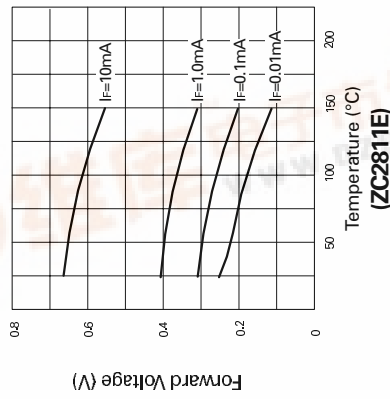
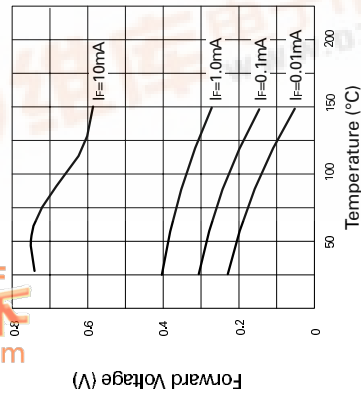
ZC2800E
ZC2811E
ZC5800E

SOT23 SCHOTTKY BARRIER DIODES

ISSUE 2 - MARCH 1995

ZC2800E
ZC2811E
ZC5800E

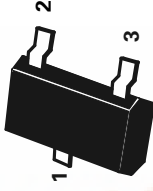
TYPICAL CHARACTERISTICS



DIODE PIN CONNECTION



PARTMARKING DETAIL
ZC2800E - E6
ZC2811E - E8
ZC5800E - E9



SOT23

ABSOLUTE MAXIMUM RATINGS.

PARAMETER	SYMBOL	VALUE	UNIT
Power Dissipation at $T_{amb} = 25^{\circ}\text{C}$	P_{tot}	330	mW
Operating and Storage Temperature Range	T_j, T_{stg}	-55 to +150	$^{\circ}\text{C}$

ELECTRICAL CHARACTERISTICS (at $T_{amb} = 25^{\circ}\text{C}$).

PARAMETER	TYPE	SYMBOL	MIN.	TYP.	MAX.	UNIT	CONDITIONS.
Breakdown Voltage	ZC2800E	V_{BR}	70			V	
	ZC2811E		15			V	$I_R = 10\mu\text{A}$
	ZC5800E		50			V	
Reverse Leakage Current	ZC2800E	I_R			200	nA	
	ZC2811E				100	nA	$V_R = 50\text{V}$ $V_R = 10\text{V}$
	ZC5800E				200	nA	$V_R = 35\text{V}$
Forward Voltage	ZC2800E	V_F			410	mV	
	ZC2811E				410	mV	$I_F = 1\text{mA}$
	ZC5800E				410	mV	
Forward Current	ZC2800E	I_F		15		mA	
	ZC2811E			20		mA	$V_F = 1\text{V}$
	ZC5800E			15		mA	
Capacitance	ZC2800E	C_T			2.0	pF	$V_R = 0\text{V}, f = 1\text{MHz}$
	ZC2811E				1.2	pF	
	ZC5800E				2.0	pF	
Effective Minority Lifetime (1)	ZC2800E	τ			100	ps	
	ZC2811E				100	ps	$f = 54\text{MHz}$ $I_{pk} = 20\text{mA}$
	ZC5800E				100	ps	

(1) Sample Test.

查询ZC2800E供应商

捷多邦, 专业PCB打样工厂, 24小时加急出货

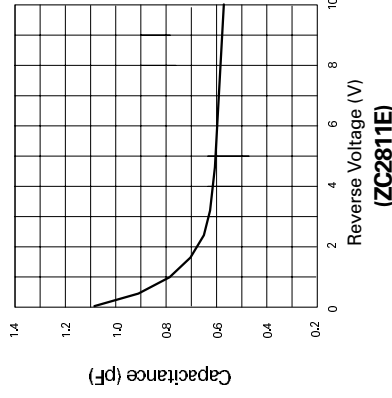
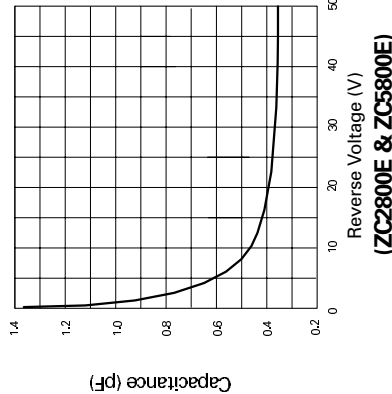
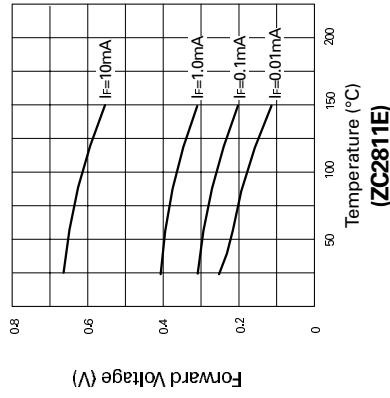
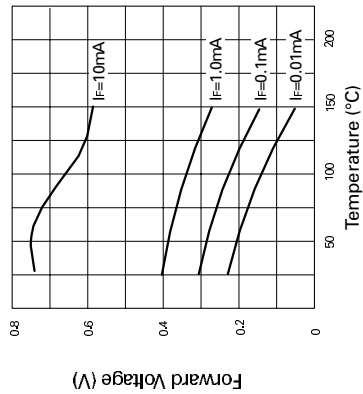
ZC2800E
ZC2811E
ZC5800E

SOT23 SCHOTTKY BARRIER DIODES

ISSUE 2 - MARCH 1995

ZC2800E
ZC2811E
ZC5800E

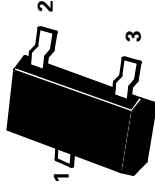
TYPICAL CHARACTERISTICS



DIODE PIN CONNECTION



PARTMARKING DETAIL
ZC2800E - E6
ZC2811E - E8
ZC5800E - E9



SOT23

ABSOLUTE MAXIMUM RATINGS.

PARAMETER	SYMBOL	VALUE	UNIT
Power Dissipation at $T_{amb} = 25^{\circ}\text{C}$	P_{tot}	330	mW
Operating and Storage Temperature Range	T_j, T_{stg}	-55 to +150	$^{\circ}\text{C}$

ELECTRICAL CHARACTERISTICS (at $T_{amb} = 25^{\circ}\text{C}$).

PARAMETER	TYPE	SYMBOL	MIN.	TYP.	MAX.	UNIT	CONDITIONS.
Breakdown Voltage	ZC2800E	V_{BR}	70			V	
	ZC2811E		15			V	$I_R = 10\mu\text{A}$
	ZC5800E		50			V	
Reverse Leakage Current	ZC2800E	I_R			200	nA	$V_R = 50\text{V}$
	ZC2811E				100	nA	$V_R = 10\text{V}$
	ZC5800E				200	nA	$V_R = 35\text{V}$
Forward Voltage	ZC2800E	V_F			410	mV	$I_F = 1\text{mA}$
	ZC2811E				410	mV	
	ZC5800E				410	mV	
Forward Current	ZC2800E	I_F	15			mA	$V_F = 1\text{V}$
	ZC2811E		20			mA	
	ZC5800E		15			mA	
Capacitance	ZC2800E	C_T			2.0	pF	$V_R = 0\text{V}, f = 1\text{MHz}$
	ZC2811E				1.2	pF	
	ZC5800E				2.0	pF	
Effective Minority Lifetime (1)	ZC2800E	τ			100	ps	$f = 54\text{ MHz}$
	ZC2811E				100	ps	$I_{pk} = 20\text{mA}$
	ZC5800E				100	ps	

(1) Sample Test.

**ZC2800E
ZC2811E
ZC5800E**

TYPICAL CHARACTERISTICS

