

SMD General Purpose Bridge Rectifier

查询"DF1502S-G"供应商

COMCHIP
SMD DIODE SPECIALIST



DF15005S-G thru DF1510S-G

Glass Passivated Type

Reverse Voltage: 50 ~ 1000 Volts

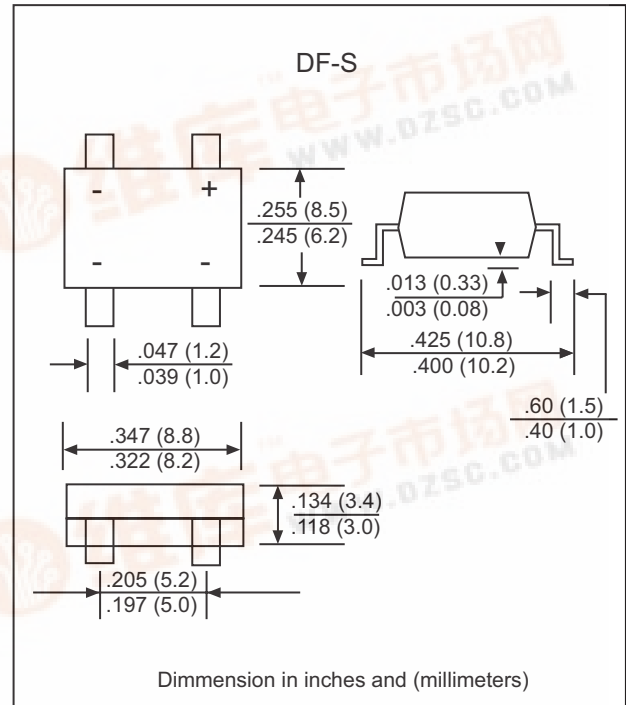
Forward Current: 1.5 Amp

Features:

- Ideal for surface mount applications
- Easy pick and place
- Plastic package has Underwriters Lab. flammability classification 94V-0
- Low forward voltage drop
- Glass passivated junction

Mechanical Data:

- Case: Molded plastic, DF-S
- Terminals: solderable per MIL-STD-750, Method 2026
- Polarity: Marked on body
- Mounting position: Any
- Approx. Weight: 1.0 gram



Maximum Ratings and Electrical Characteristics

Parameter	Symbol	DF15005S-G	DF1501S-G	DF1502S-G	DF1504S-G	DF1506S-G	DF1508S-G	DF1510S-G	Unit
Max. Repetitive Peak Reverse Voltage	V_{RRM}	50	100	200	400	600	800	1000	V
Max. DC Blocking Voltage	V_{DC}	50	100	200	400	600	800	1000	V
Max. RMS Voltage	V_{RMS}	35	70	140	280	420	560	700	V
Peak Surge Forward Current 8.3ms single half sine-wave superimposed on rate load (JEDEC method)	I_{FSM}	50							A
Max. Average Forward Current	I_o	1.5							A
Max. Instantaneous Forward Current at 1.5A	V_F	1.1							V
Max. DC Reverse Current at Rated DC Blocking Voltage $T_a=25^{\circ}C$ $T_a=125^{\circ}C$	I_R	10 500							μA
Max. Thermal Resistance (Note 1)	$R_{\theta JA}$	40							$^{\circ}C/W$
Operating Junction Temperature	T_j	-55 to +150							$^{\circ}C$
Storage Temperature	T_{STG}	-55 to +150							$^{\circ}C$

Note1: Thermal resistance from junction to ambient.

G suffix designated RoHS compliant version





Rating and Characteristic Curves (DF15005S-G thru DF1510S-G)

Fig. 1 - Reverse Characteristics

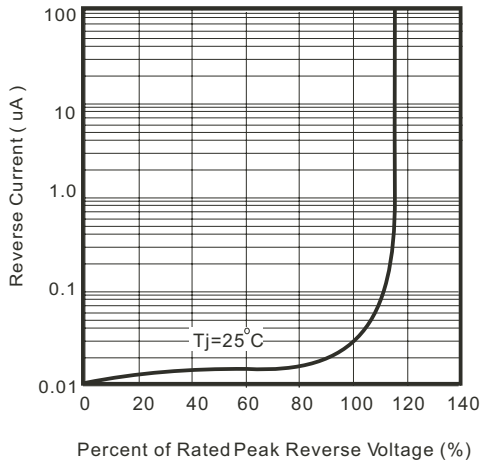


Fig.2 - Forward Characteristics

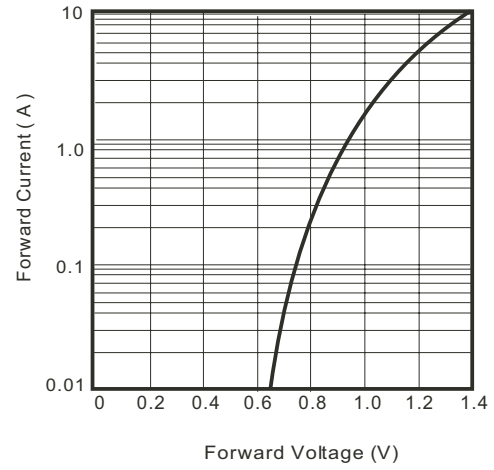


Fig. 3 - Non Repetitive Forward Surge Current

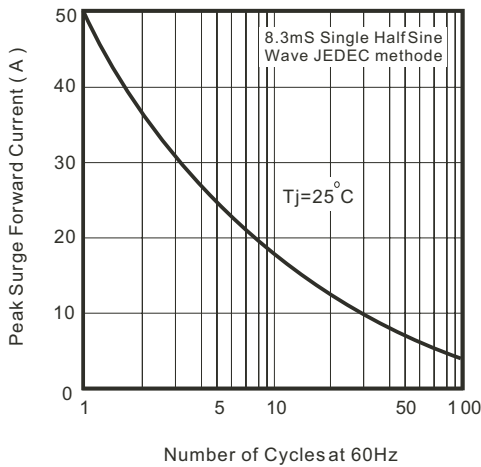


Fig. 4 - Current Derating Curve

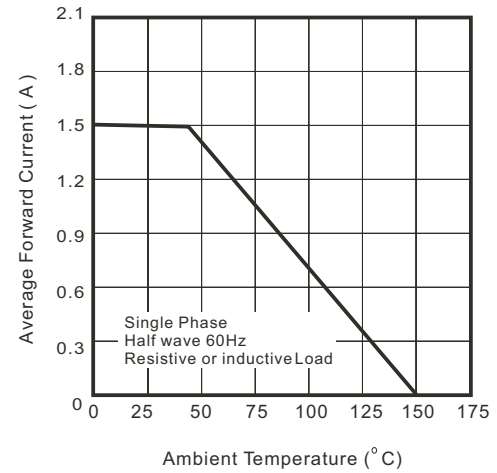
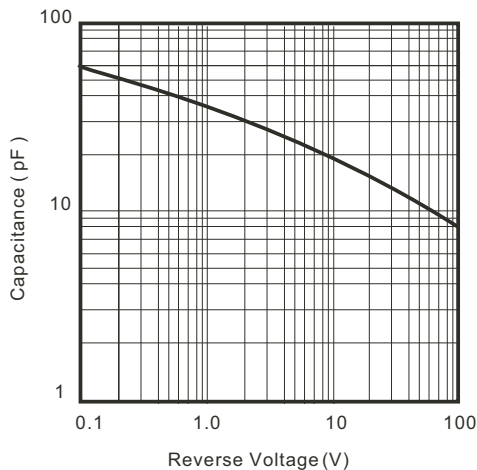


Fig. 5 - Typical Junction Capacitance



"-G" suffix designated RoHS compliant version