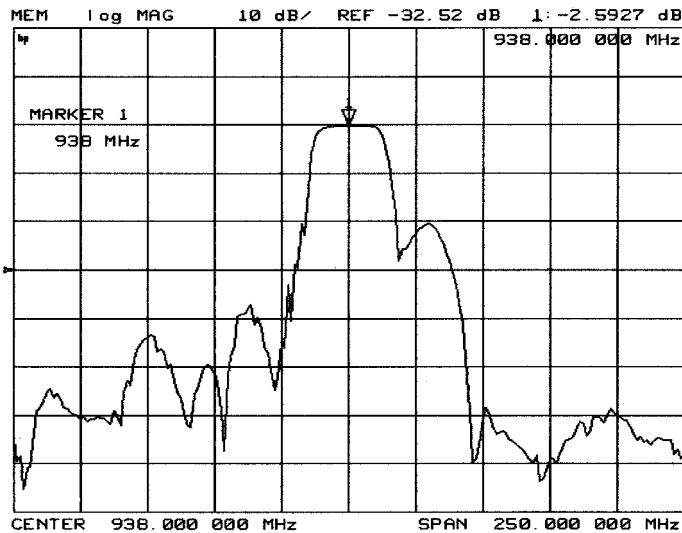
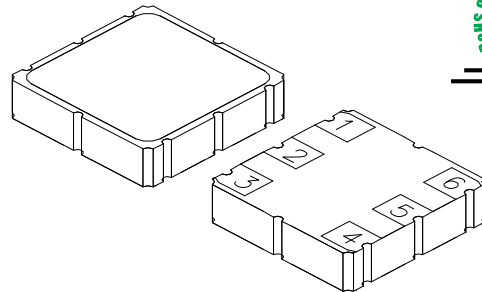


### Frequency Response



### Terminal Connection



2, 5 : INPUT, OUTPUT  
1, 3, 4, 6 : GROUND

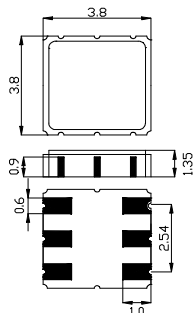
### Maximum Ratings

Item	Unit	Condition	Rating
Maximum DC Voltage	V	-	10
Maximum Input Power	dBm	-	10
Operating Temperature Range	°C	-	-10 ~ +50
Storage Temperature Range	°C	-	-30 ~ +80

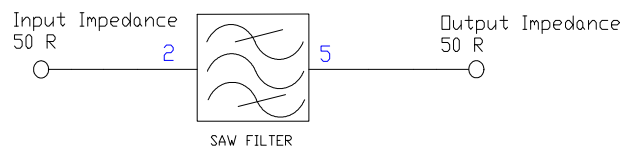
### Electrical Specifications

Item	Unit	Condition	Min	Typ	Max
Center Frequency	MHz	F <sub>0</sub>	938		
Passband Width	MHz	-	F <sub>0</sub> +/- 3.0		
Insertion Loss	dB	Passband	-	3	4
Passband Ripple Deviation	dB	Passband	-	1.2	2
Stop Band Rejection	dB	F <sub>0</sub> -300.0 ~ F <sub>0</sub> -50.0 MHz	40	45	-
		F <sub>0</sub> +50.0 ~ F <sub>0</sub> +300.0 MHz	40	45	-
Terminating Impedance	Ω	-	50		

### Package Dimension



### Matching Configuration



Source / Load Impedance = 50Ω  
Ambient Temperature = 25°C