

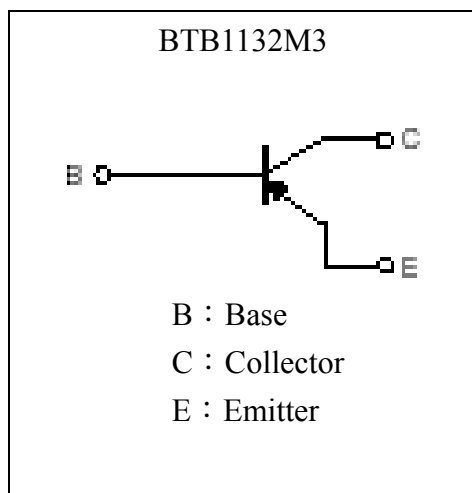
Low Vcesat PNP Epitaxial Planar Transistor

BTB1132M3

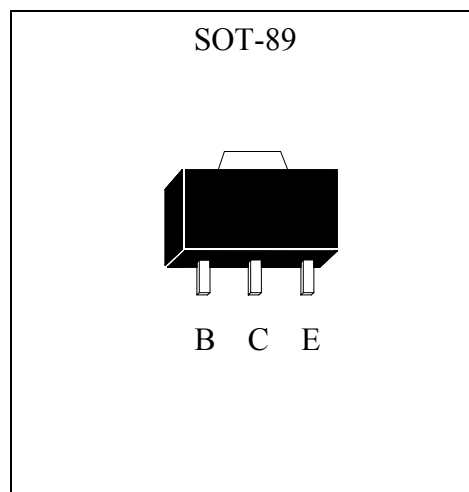
Features

- Low VCE(sat), VCE(sat)=-0.15V (typical), at IC / IB =- 0.5A /- 50mA
- Complementary to BTD1664M3

Symbol



Outline



Absolute Maximum Ratings (Ta=25°C)

Parameter	Symbol	Limits	Unit
Collector-Base Voltage	VCBO	-40	V
Collector-Emitter Voltage	VCEO	-32	V
Emitter-Base Voltage	VEBO	-5	V
Collector Current(DC)	IC	-1	A
Collector Current(Pulse)	ICP	-2.5 *1	A
Power Dissipation	Pd	0.6	W
		2 *2	
Junction Temperature	Tj	150	°C
Storage Temperature	Tstg	-55~+150	°C

Note : *1 Single pulse, Pw=10ms

*2 When mounted on a 40 × 40 × 0.7mm ceramic board.

Characteristics (Ta=25°C)

Symbol	Min.	Typ.	Max.	Unit	Test Conditions
BVCBO	-40	-	-	V	IC=-50μA, IE=0
BVCEO	-32	-	-	V	IC=-1mA, IB=0
BVEBO	-5	-	-	V	IE=-50μA, IC=0
ICBO	-	-	-0.5	μA	VCB=-20V,IE=0
IEBO	-	-	-0.5	μA	VEB=-4V,IC=0
*VCE(sat)	-	-0.15	-0.5	V	IC=-500mA, IB=-50mA
*hFE	82	-	390	-	VCE=-3V, IC=-0.1A
fT	-	150	-	MHz	VCE=-5V, IC=-50mA, f=100MHz
Cob	-	20	30	pF	VCB=-10V, f=1MHz

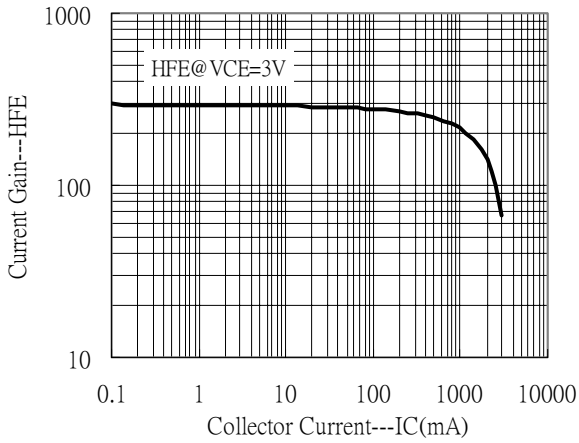
*Pulse Test : Pulse Width ≤380us, Duty Cycle≤2%

Classification of hFE

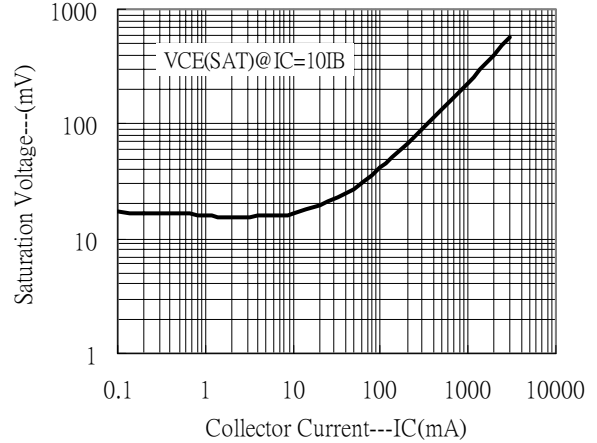
Rank	P	Q	R
Range	82~180	120~270	180~390

Characteristic Curves

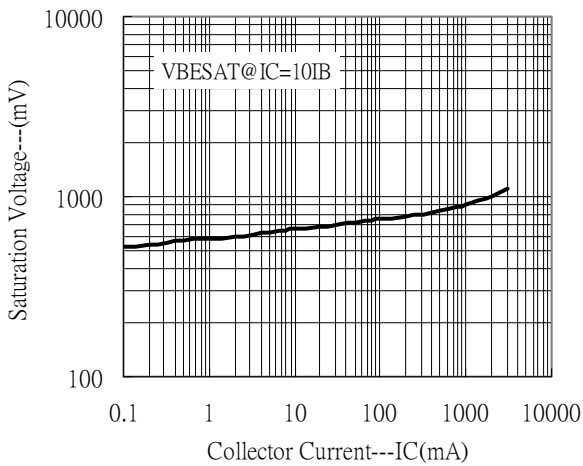
Current Gain vs Collector Current



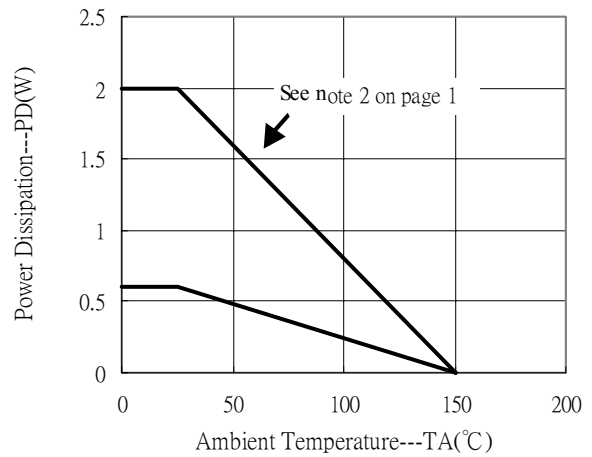
Saturation Voltage vs Collector Current



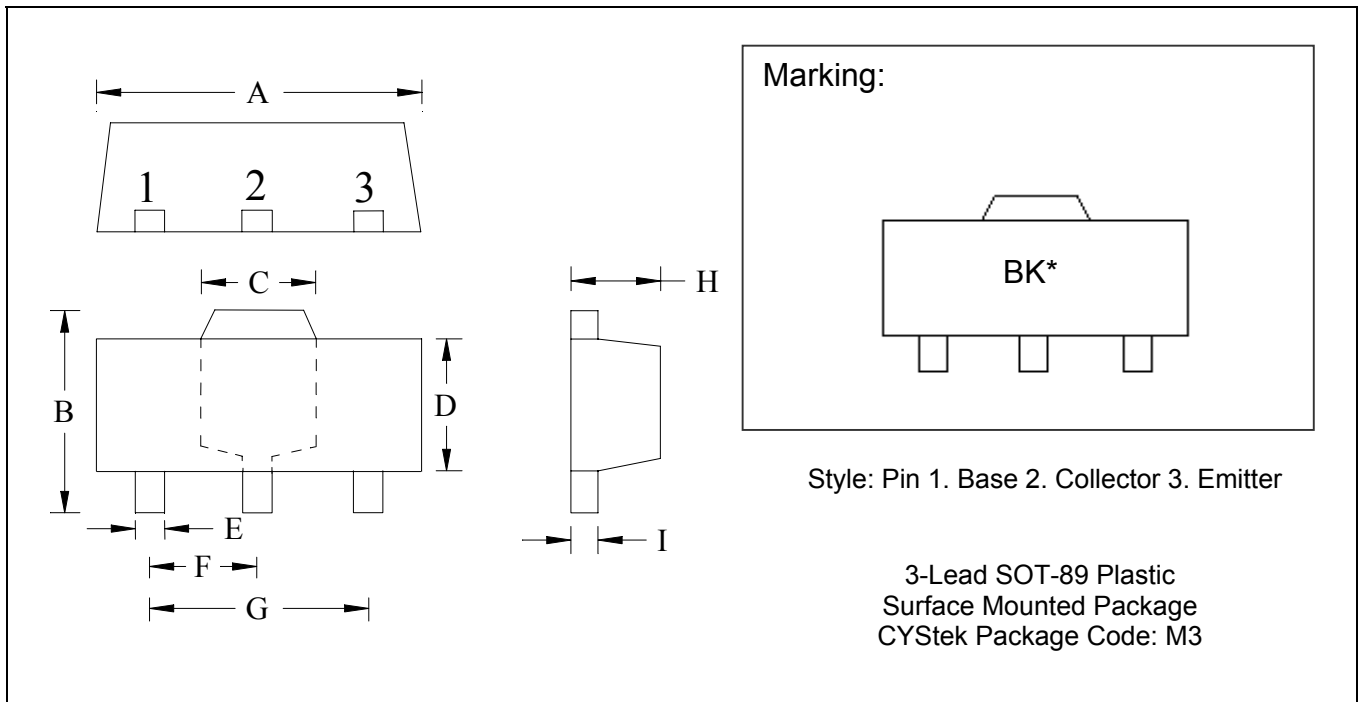
Saturation Voltage vs Collector Current



Power Derating Curves



SOT-89 Dimension



*: Typical

DIM	Inches		Millimeters		DIM	Inches		Millimeters	
	Min.	Max.	Min.	Max.		Min.	Max.	Min.	Max.
A	0.1732	0.1811	4.40	4.60	F	0.0583	0.0598	1.48	1.527
B	0.1594	0.1673	4.05	4.25	G	0.1165	0.1197	2.96	3.04
C	0.0591	0.0663	1.50	1.70	H	0.0551	0.0630	1.40	1.60
D	0.0945	0.1024	2.40	2.60	I	0.0138	0.0161	0.35	0.41
E	0.01417	0.0201	0.36	0.51					

Notes: 1.Controlling dimension: millimeters.
 2.Maximum lead thickness includes lead finish thickness, and minimum lead thickness is the minimum thickness of base material.
 3.If there is any question with packing specification or packing method, please contact your local CYStek sales office.

Material:

- Lead: 42 Alloy ; solder plating
- Mold Compound: Epoxy resin family, flammability solid burning class: UL94V-0

Important Notice:

- All rights are reserved. Reproduction in whole or in part is prohibited without the prior written approval of CYStek.
- CYStek reserves the right to make changes to its products without notice.
- CYStek **semiconductor products are not warranted to be suitable for use in Life-Support Applications, or systems.**
- CYStek assumes no liability for any consequence of customer product design, infringement of patents, or application assistance.