

### 1. Test conditions

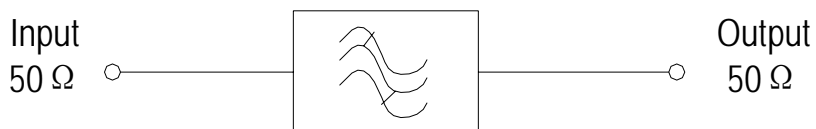
RF power	0	dBm
Room Temperature	23	°C
Terminating source impedance (ZS):	50	Ω
Terminating load impedance (ZL):	50	Ω


### 2. Specifications

	Minimum	Typical	Maximum	Unit
Centre frequency		464.99		MHz
Pass Band	462.5		467.48	MHz
Insertion Loss in Pass Band		2.2	3.8	dB
VSWR in Pass Band		1.5:1	2.0:1	
Absolute Rejection				
0.3 MHz – 452.5MHz	48	55		dB
TX Rejection				
452.5 MHz – 457.48 MHz	35	43		dB
452.5 MHz – 457.48 MHz *)	40	43		dB
Rejection 900 MHz Cellular				
485 MHz – 1000 MHz	40	45		dB
1000 MHz – 2000 MHz	30	37		dB
Rejection PCS DCS UMTS				
2000 MHz – 2200 MHz	25	27		dB
Operating temperature range	-30		+85	°C
Temperature coefficient of frequency		-30		ppm/°C
Input Power			27	dBm

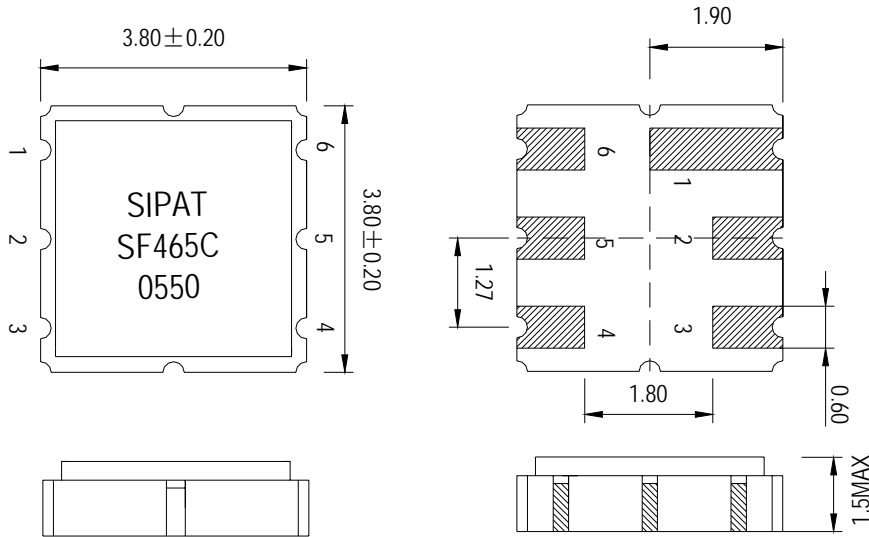
\*) Temperature Range: -10 ... +60C°

### 3. Matching Network



	<b>SIPAT Co., Ltd.</b> ( CETC No. 26 Research Institute ) Nanping Huayuan Road No. 14 Chongqing, China, 400060	Part Number	SF465C	
		Rev. Date	2005-2-14	
		Rev.	PR6.0	Page 1/6

#### 4. Package Dimension



Pin No.	Function
2.	Input
5.	Output
Other	Ground

\*Dimensions shown are nominal in millimeters

Body : Al<sub>2</sub>O<sub>3</sub> Ceramic / Lid : Kovar, Ni Plated


Terminations : Au plating 0.3 ~ 1.0 um, Over a 1.27 ~ 8.89 um

Ni Plating

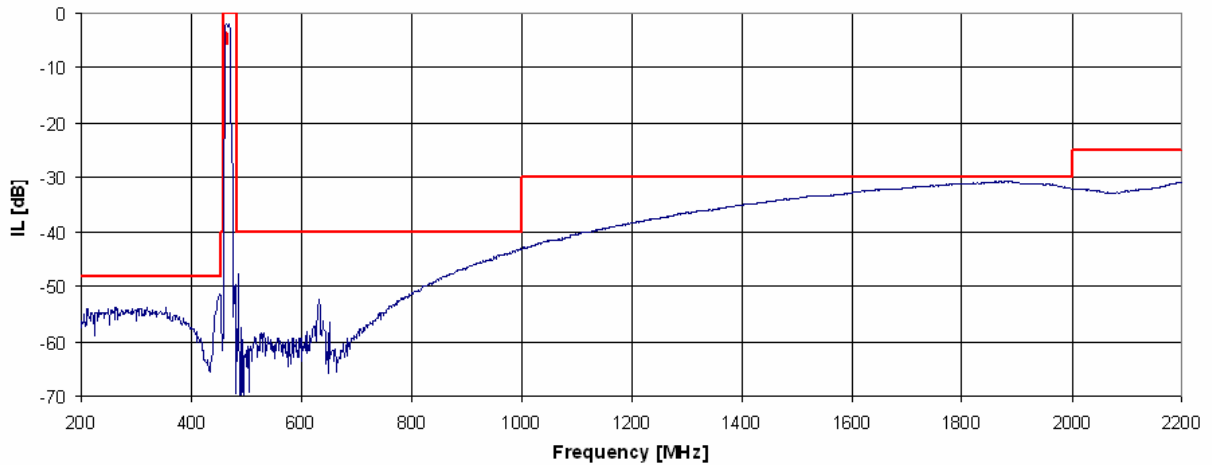
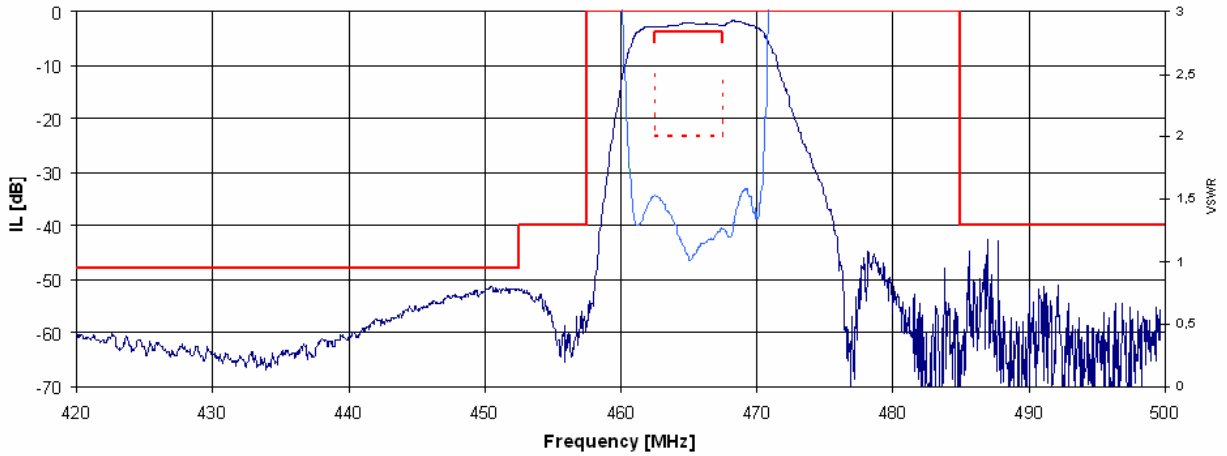
#### 5. Marking Configuration


- 1) \*
- 2) SIPAT
- 3) SF465C
- 4) 0550

- 1) Pad Number 1 Index
- 2) Manufacturer name
- 3) Part Number
- 4) Date Code

	<b>SIPAT Co., Ltd.</b> ( CETC No. 26 Research Institute ) Nanping Huayuan Road No. 14 Chongqing, China, 400060	Part Number	SF465C
		Rev. Date	2005-2-14
		Rev.	PR6.0

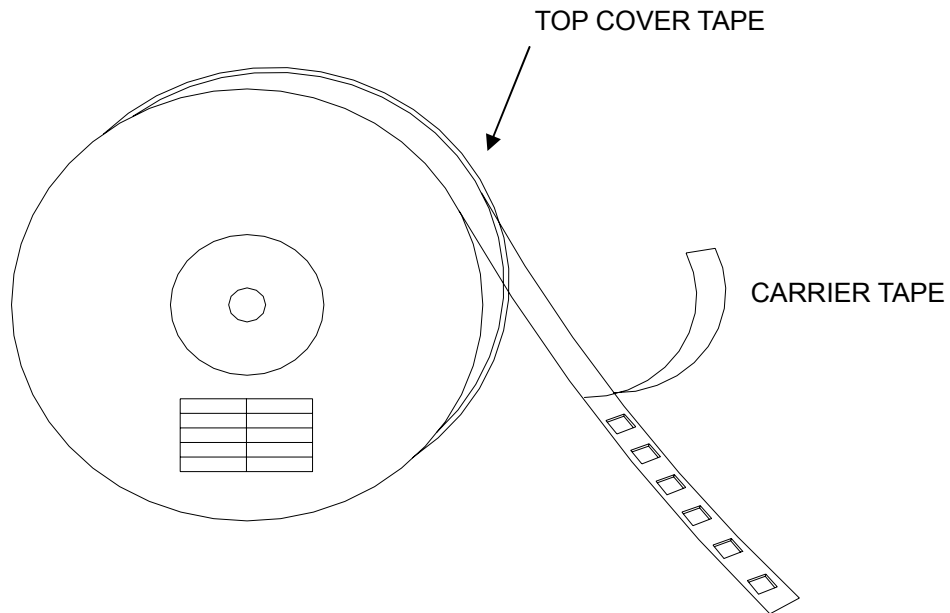
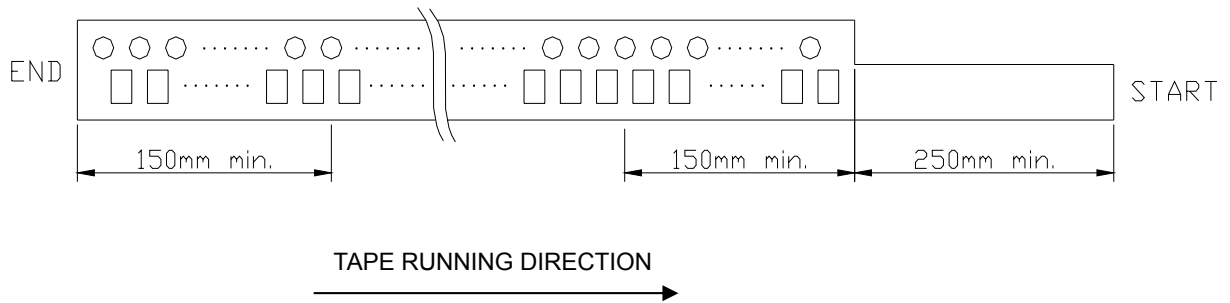
### 6. Typical Performance




	<b>SIPAT Co., Ltd.</b> ( CETC No. 26 Research Institute ) Nanping Huayuan Road No. 14 Chongqing, China, 400060	Part Number	SF465C	
		Rev. Date	2005-2-14	
		Rev.	PR6.0	Page

**7. Packing**

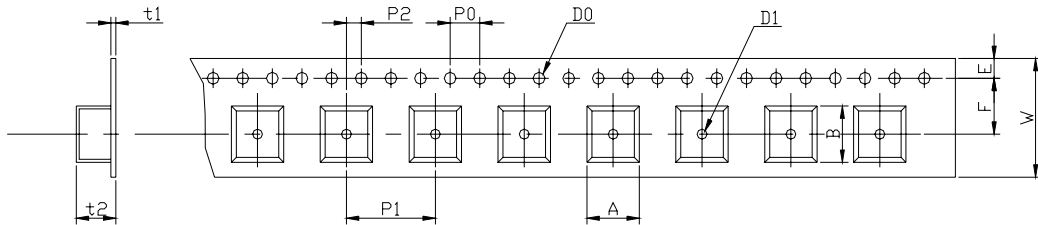
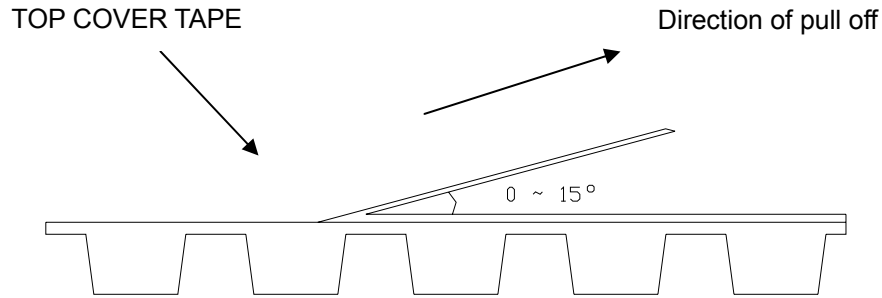
1. Reeling Quantity : 3000 pcs / 13" reel ( or 1000 pcs / 7" reel )
2. Taping Structure : The tape shall be wound around the reel in the direction shown below.




	<b>SIPAT Co., Ltd.</b> ( CETC No. 26 Research Institute ) Nanping Huayuan Road No. 14 Chongqing, China, 400060	Part Number	SF465C	
		Rev. Date	2005-2-14	
		Rev.	PR6.0	Page 4/6

3. Top Cover Tape Adhesion (See the below figure)

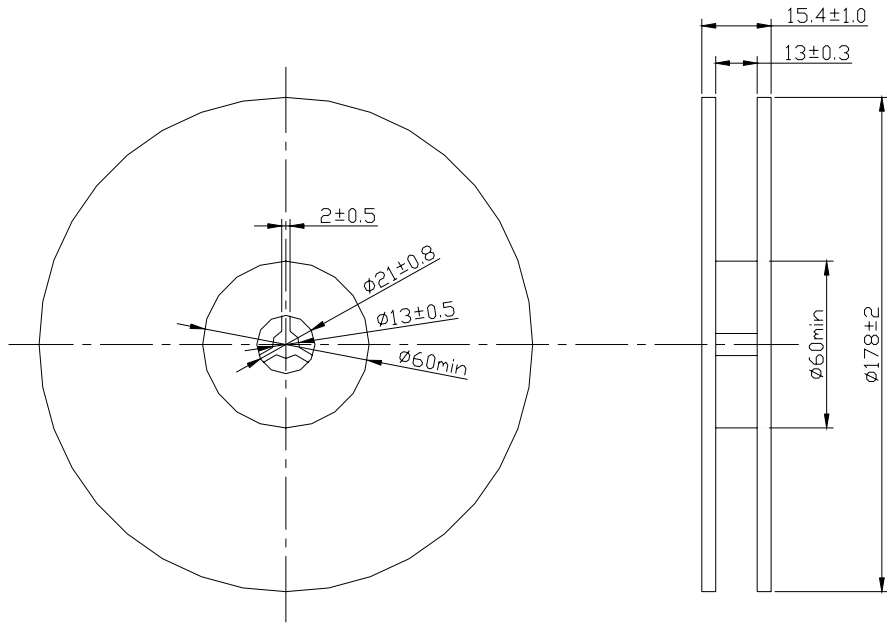
- (1) pull off angle: 0~15°
- (2) speed: 300mm/min
- (3) force: 20~70g



W	F	E	P0	P1	P2	D0	D1	t1	t2	A	B
12.0	5.5	1.75	4.0	8.0	2.0	Φ1.5	Φ1.5	0.31	1.95	4.1	4.1
±0.3	±0.1	±0.1	±0.2	±0.1	±0.2	±0.1	±0.25	max.	max.	max.	max.

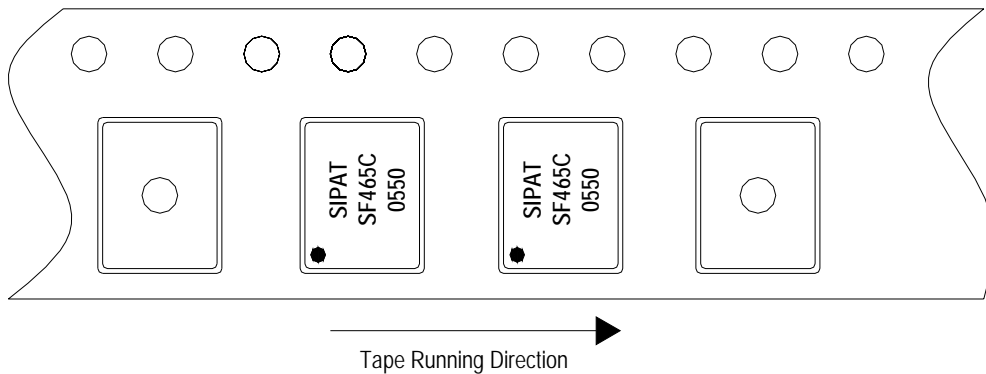
	<b>SIPAT Co., Ltd.</b> ( CETC No. 26 Research Institute ) Nanping Huayuan Road No. 14 Chongqing, China, 400060	Part Number	SF465C	
		Rev. Date	2005-2-14	
		Rev.	PR6.0	Page 5/6


4.Reel Dimensions



[Unit: mm]

5. Part Direction



	<b>SIPAT Co., Ltd.</b> ( CETC No. 26 Research Institute ) Nanping Huayuan Road No. 14 Chongqing, China, 400060	Part Number		SF465C
		Rev. Date		2005-2-14
		Rev.	PR6.0	Page 6/6