

Features

- Lead free versions available (see How to Order "Termination" option)
- RoHS compliant (lead free version)*
- Increased lead density
- Custom circuits available per factory

For information on thin film applications, download Bourns' Thin Film Application Note.

4800T - Thin Film Medium Body Gull Wing

Product Characteristics

Resistance Range10 to 100K ohms
Resistance Tolerance $\pm 0.1\%$, $\pm 0.5\%$, $\pm 1\%$
Temperature Coefficient ± 100 ppm/ $^{\circ}\text{C}$, ± 50 ppm/ $^{\circ}\text{C}$, ± 25 ppm/ $^{\circ}\text{C}$
TCR Tracking ± 5 ppm/ $^{\circ}\text{C}$
Temperature Range -55°C to $+125^{\circ}\text{C}$
Maximum Operating Voltage.....50 V

Environmental Characteristics

TESTS PER MIL-STD-202 ΔR MAX
Thermal Shock0.1 %
Short Time Overload0.1 %
Resistance to Soldering Heat0.1 %
Moisture Resistance0.1 %
Life0.5 %

Physical Characteristics

Lead Frame MaterialCopper, solder coated
Body Material FlammabilityConforms to UL94V-0
Body Material.....Thermoplastic

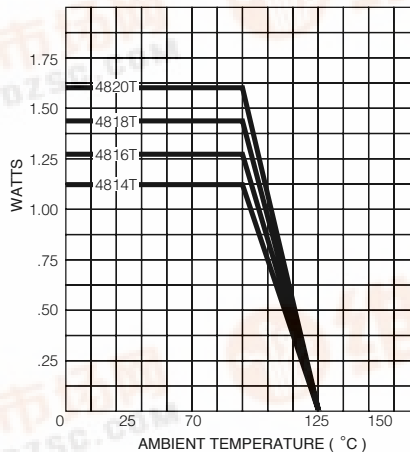
How To Order

48 16 T - 2 - 2222 F A B

Model _____
(48 = SOM Medium Body Gull Wing)
Number of Pins _____
Physical Config. _____
• T = Thin Film
Electrical Configuration _____
• 2 = Bussed
• 1 = Isolated
Resistance Code _____
• First 3 digits are significant
• Fourth digit represents the number of zeros to follow.
Absolute Tolerance Code _____
• B = $\pm 0.1\%$ • F = $\pm 1\%$
• D = $\pm 0.5\%$
Temperature Coefficient Code _____
• A = ± 100 ppm/ $^{\circ}\text{C}$ • C = ± 25 ppm/ $^{\circ}\text{C}$
• B = ± 50 ppm/ $^{\circ}\text{C}$
Ratio Tolerance (Optional) _____
• A = $\pm 0.05\%$ to R1 • D = $\pm 0.5\%$ to R1
• B = $\pm 0.1\%$ to R1
Terminations _____
• L = Tin-plated (lead free)
• Blank = Tin/Lead-plated

Consult factory for other available options.

Package Power Temp. Derating Curve

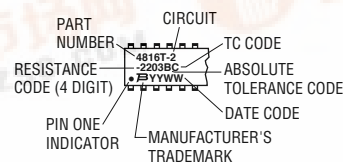


Package Power Ratings at 70 °C

4814T1.12 watts
4816T1.28 watts
4818T1.44 watts
4820T1.60 watts

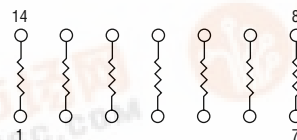
Typical Part Marking

Represents total content. Layout may vary.



Isolated Resistors (1 Circuit)

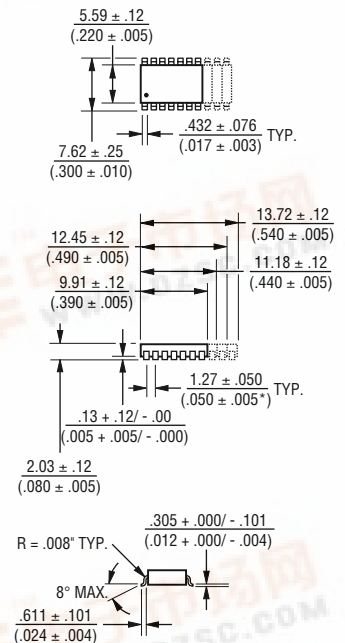
Available in 14, 16, 18, and 20 Pin



These models incorporate 7, 8, 9, or 10 thin-film resistors of equal value, each connected between a separate pin.

Power Rating per Resistor.....0.10 watt
Resistance Range10 to 100K ohms

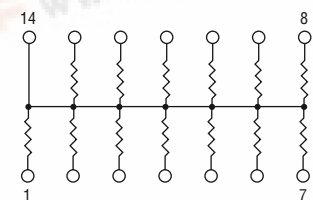
Product Dimensions



Governing dimensions are metric. Dimensions in parentheses are inches and are approximate.

Bussed Resistors (2 Circuit)

Available in 14, 16, 18, and 20 Pin



These models incorporate 13, 15, 17 or 19 thin-film resistors of equal value, each connected by a common pin.

Power Rating per Resistor.....0.08 watt
Resistance Range10 to 50K ohms

