

DATA SHEET

# SKY13251-349, SKY13251-349LF: SP3T Switch for Bluetooth® and 802.11b, g

## Applications

- 802.11b, g
- Bluetooth®
- Zigbee™
- TDMA/GSM/EDGE CDMA/WCDMA
- Other short-range wireless applications

## Features

- Positive low voltage control (0/+2.4 V)
- Low insertion loss (<0.5 dB @ 2.5 GHz)
- High isolation RF2, RF3 paths (29 dB @ 2.5 GHz and 27 dB @ 2.5 GHz)
- Miniature QFN-8 lead exposed paddle 2 x 2 mm
- PHEMT process
- Available lead (Pb)-free and RoHS-compliant MSL-1 @ 260 °C per JEDEC J-STD-020

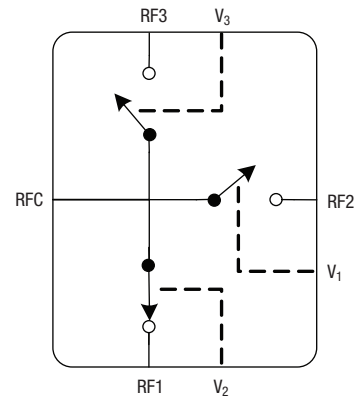
## Description

The SKY13251-349 is a PHEMT GaAs IC SP3T switch in a 2 x 2 mm QFN-8E package. The high isolation, low loss, small size and low cost features make this switch ideal for isolating Bluetooth® from 802.11b, g and designs that require combining TDMA, GSM, EDGE, CDMA, WCDMA with other short-range wireless applications. This switch is also available in a lead (Pb)-free package that is fully compliant with current RoHS requirements.

The SKY13251-349 employs an asymmetrical design for improved performance as a transmit-receive switch. The path between the RF common (RFC) and RF1 is optimized for low loss transmit use, while the remaining two paths, RFC to RF2 and RFC to RF3, are optimized to produce higher isolation in receiver signal paths.

A fully populated evaluation board is available.

## Simplified Block Diagram



**NEW**



Skyworks offers lead (Pb)-free, RoHS (Restriction of Hazardous Substances)-compliant packaging.

[查询"SKY13251-349LF"供应商](#)

### Electrical Specifications at 25 °C (0, +3 V)

$Z_0 = 50 \Omega$ , unless otherwise noted

Parameter	Condition	Frequency	Min.	Typ.	Max.	Unit
Insertion loss	RFC-RF1	LF-1.0 GHz		0.35	0.40	dB
		1.0-2.0 GHz		0.40	0.50	dB
		2.0-3.0 GHz		0.45	0.60	dB
	RFC-RF2, RF3	LF-1.0 GHz		0.35	0.40	dB
		1.0-2.0 GHz		0.50	0.60	dB
		2.0-3.0 GHz		0.60	0.70	dB
Isolation	RFC-RF1	LF-1.0 GHz	22	24		dB
		1.0-2.0 GHz	15	18		dB
		2.0-3.0 GHz	12	15		dB
	RFC-RF2, RF3	LF-1.0 GHz	25	29		dB
		1.0-2.0 GHz	23	27		dB
		2.0-3.0 GHz	23	27		dB
Return loss (insertion loss state)	RFC-RF1	LF-1.0 GHz		24		dB
		1.0-2.0 GHz		25		dB
		2.0-3.0 GHz		25		dB
	RFC-RF2, RF3	LF-1.0 GHz		22		dB
		1.0-2.0 GHz		19		dB
		2.0-3.0 GHz		20		dB

LF = low frequency.

The low frequency limit is set by the value of the DC blocking capacitors used external to the part.

### Operating Characteristics at 25 °C (0, +3 V)

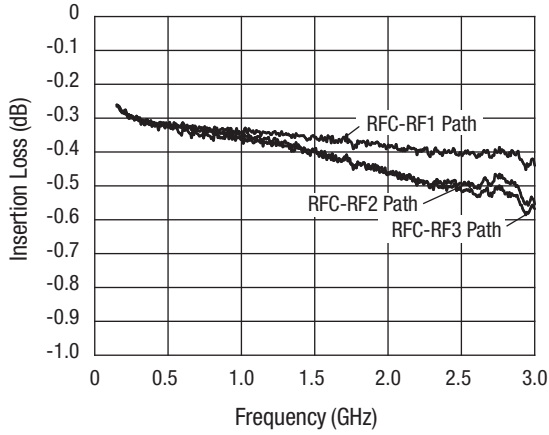
$Z_0 = 50 \Omega$ , unless otherwise noted

Parameter	Condition	Frequency	Min.	Typ.	Max.	Unit
Switching characteristics						
Rise	10% to 90% RF			50		ns
Fall	90% to 10% RF			25		ns
On	50% $V_{CTL}$ to 90% RF			50		ns
Off	50% $V_{CTL}$ to 10% RF			50		ns
Input power for -1.0 dB compression	$V_{CTL} = 0/3 V$	0.5-3 GHz		25		dBm
Intermodulation intercept point (IP3)	Two-tones 900 MHz, 5 MHz spacing +10 dBm each tone	0.5-3 GHz		46		dBm
Control voltages						
High			2.3		5.5	V
Low			0		0.2	V
Control port input current	$V_{CTL} = 3 V$ $V_{CTL} = 0 V$				100 20	$\mu A$ $\mu A$

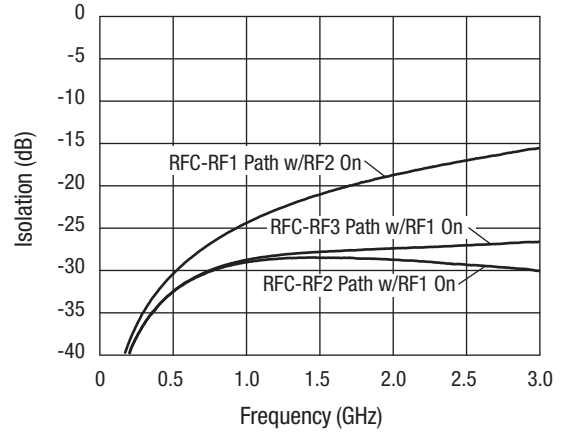
[查询"SKY13251-349LF"供应商](#)

**Typical Performance Data**

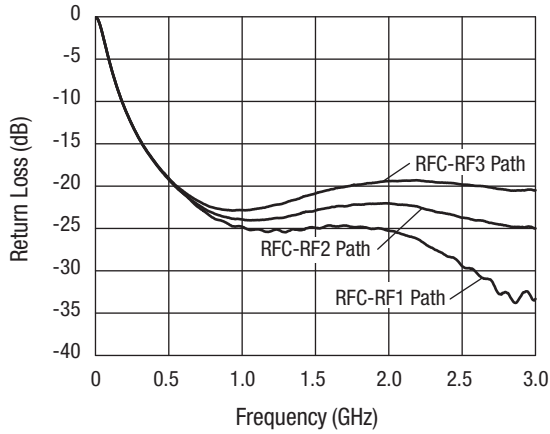
$Z_0 = 50 \Omega$ ,  $T_A = 25 \text{ }^\circ\text{C}$ , unless otherwise noted



**Insertion Loss vs. Frequency**



**Isolation vs. Frequency**



**Return Loss vs. Frequency**

**Absolute Maximum Ratings**

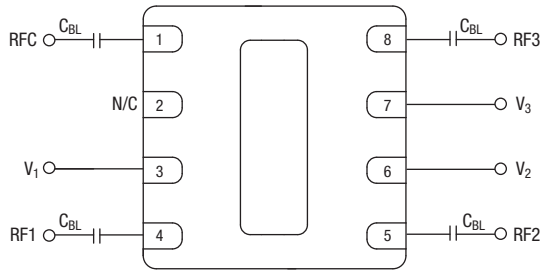
Characteristic	Value
RF input power ( $V_{CTL} = 0/7 \text{ V}$ )	1 W, $f > 500 \text{ MHz}$ 0.5 W, $f < 500 \text{ MHz}$
Control voltage	-0.2 V, +8 V
Operating temperature	-40 $^\circ\text{C}$ to +85 $^\circ\text{C}$
Storage temperature	-65 $^\circ\text{C}$ to +150 $^\circ\text{C}$
$\Theta_{JC}$	45 $^\circ\text{C/W}$

Performance is guaranteed only under the conditions listed in the specifications table and is not guaranteed under the full range(s) described by the Absolute Maximum specifications. Exceeding any of the absolute maximum/minimum specifications may result in permanent damage to the device and will void the warranty.

**CAUTION:** Although this device is designed to be as robust as possible, ESD (Electrostatic Discharge) can damage this device. This device must be protected at all times from ESD. Static charges may easily produce potentials of several kilovolts on the human body or equipment, which can discharge without detection. Industry-standard ESD precautions must be employed at all times.

[查询"SKY13251-349LF"供应商](#)

**Pin Out (Top View)**



C<sub>BL</sub> = 47 pF for operation >500 MHz.  
Exposed paddle must be grounded.

**Truth Table**

V <sub>1</sub>	V <sub>2</sub>	V <sub>3</sub>	RFC-RF1	RFC-RF2	RFC-RF3
1	0	0	Isolation	Insertion loss	Isolation
0	1	0	Insertion loss	Isolation	Isolation
0	0	1	Isolation	Isolation	Insertion loss

All other logic conditions put the switch in an undefined state.  
"0" = 0 to 0.2 V.  
"1" = 2.3 to 5.5 V.

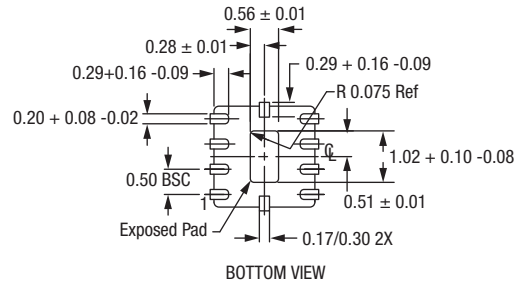
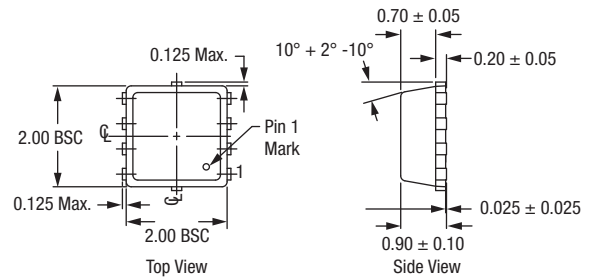
**Recommended Solder Reflow Profiles**

Refer to the ["Recommended Solder Reflow Profile"](#) Application Note.

**Tape and Reel Information**

Refer to the ["Discrete Devices and IC Switch/Attenuators Tape and Reel Package Orientation"](#) Application Note.

**QFN 8E 2 x 2 (-349)**



[查询"SKY13251-349LF"供应商](#)

Copyright © 2002, 2003, 2004, 2005, 2006, 2007, Skyworks Solutions, Inc. All Rights Reserved.

Information in this document is provided in connection with Skyworks Solutions, Inc. ("Skyworks") products or services. These materials, including the information contained herein, are provided by Skyworks as a service to its customers and may be used for informational purposes only by the customer. Skyworks assumes no responsibility for errors or omissions in these materials or the information contained herein. Skyworks may change its documentation, products, services, specifications or product descriptions at any time, without notice. Skyworks makes no commitment to update the materials or information and shall have no responsibility whatsoever for conflicts, incompatibilities, or other difficulties arising from any future changes.

No license, whether express, implied, by estoppel or otherwise, is granted to any intellectual property rights by this document. Skyworks assumes no liability for any materials, products or information provided hereunder, including the sale, distribution, reproduction or use of Skyworks products, information or materials, except as may be provided in Skyworks Terms and Conditions of Sale.

THE MATERIALS, PRODUCTS AND INFORMATION ARE PROVIDED "AS IS" WITHOUT WARRANTY OF ANY KIND, WHETHER EXPRESS, IMPLIED, STATUTORY, OR OTHERWISE, INCLUDING FITNESS FOR A PARTICULAR PURPOSE OR USE, MERCHANTABILITY, PERFORMANCE, QUALITY OR NON-INFRINGEMENT OF ANY INTELLECTUAL PROPERTY RIGHT; ALL SUCH WARRANTIES ARE HEREBY EXPRESSLY DISCLAIMED. SKYWORKS DOES NOT WARRANT THE ACCURACY OR COMPLETENESS OF THE INFORMATION, TEXT, GRAPHICS OR OTHER ITEMS CONTAINED WITHIN THESE MATERIALS. SKYWORKS SHALL NOT BE LIABLE FOR ANY DAMAGES, INCLUDING BUT NOT LIMITED TO ANY SPECIAL, INDIRECT, INCIDENTAL, STATUTORY, OR CONSEQUENTIAL DAMAGES, INCLUDING WITHOUT LIMITATION, LOST REVENUES OR LOST PROFITS THAT MAY RESULT FROM THE USE OF THE MATERIALS OR INFORMATION, WHETHER OR NOT THE RECIPIENT OF MATERIALS HAS BEEN ADVISED OF THE POSSIBILITY OF SUCH DAMAGE.

Skyworks products are not intended for use in medical, lifesaving or life-sustaining applications, or other equipment in which the failure of the Skyworks products could lead to personal injury, death, physical or environmental damage. Skyworks customers using or selling Skyworks products for use in such applications do so at their own risk and agree to fully indemnify Skyworks for any damages resulting from such improper use or sale.

Customers are responsible for their products and applications using Skyworks products, which may deviate from published specifications as a result of design defects, errors, or operation of products outside of published parameters or design specifications. Customers should include design and operating safeguards to minimize these and other risks. Skyworks assumes no liability for applications assistance, customer product design, or damage to any equipment resulting from the use of Skyworks products outside of stated published specifications or parameters.

Skyworks, the Skyworks symbol, and "Breakthrough Simplicity" are trademarks or registered trademarks of Skyworks Solutions, Inc., in the United States and other countries. Third-party brands and names are for identification purposes only, and are the property of their respective owners. Additional information, including relevant terms and conditions, posted at [www.skyworksinc.com](http://www.skyworksinc.com), are incorporated by reference.