

2SC5812

Silicon NPN Epitaxial
VHF/UHF wide band amplifier

HITACHI

ADE-208-1468(Z)

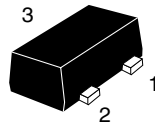
Rev.0
Nov. 2001

Features

- High power gain, Low noise figure at low power operation:
 $|S_{21}|^2 = 17 \text{ dB typ}$, $NF = 1.0 \text{ dB typ}$ ($V_{CE} = 1 \text{ V}$, $I_C = 5 \text{ mA}$, $f = 900 \text{ MHz}$)

Outline

MFPAK



1. Emitter
2. Base
3. Collector

Note: Marking is "WG-".

2SC5812

Absolute Maximum Ratings

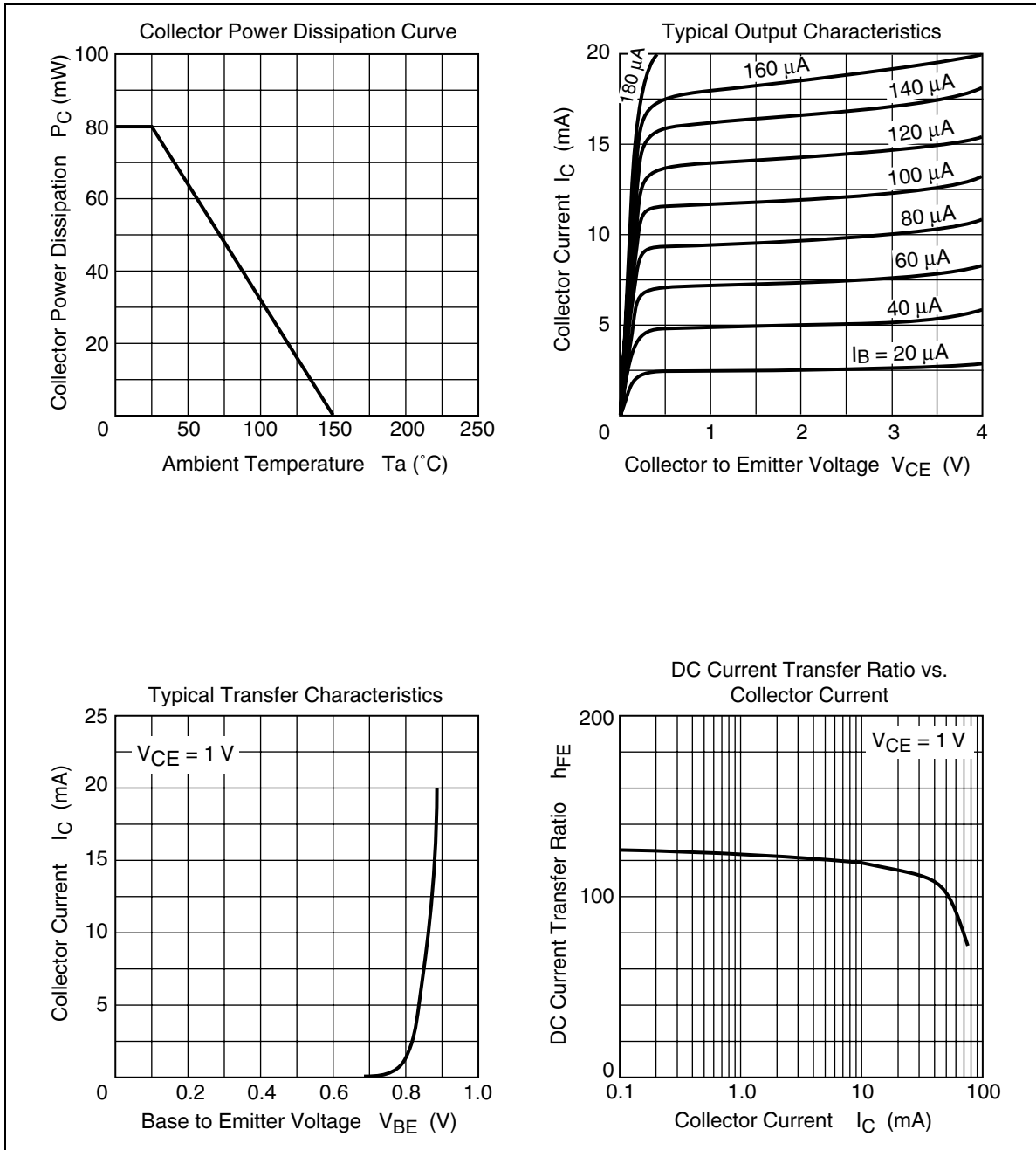
(Ta = 25°C)

Item	Symbol	Ratings	Unit
Collector to base voltage	V_{CBO}	15	V
Collector to emitter voltage	V_{CEO}	4	V
Emitter to base voltage	V_{EBO}	1.5	V
Collector current	I_C	50	mA
Collector power dissipation	P_C	80	mW
Junction temperature	T_j	150	°C
Storage temperature	T_{stg}	-55 to +150	°C

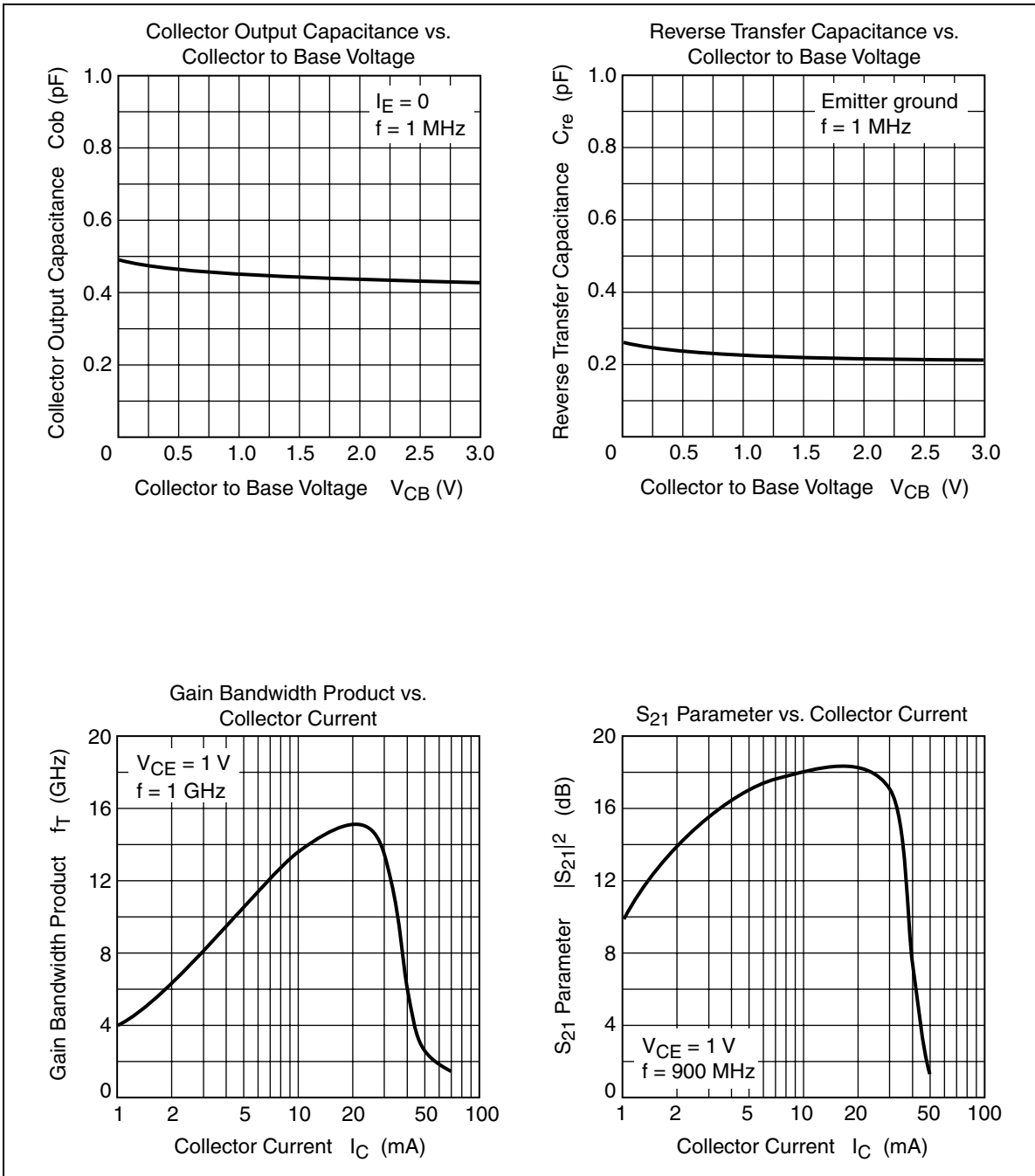
Electrical Characteristics

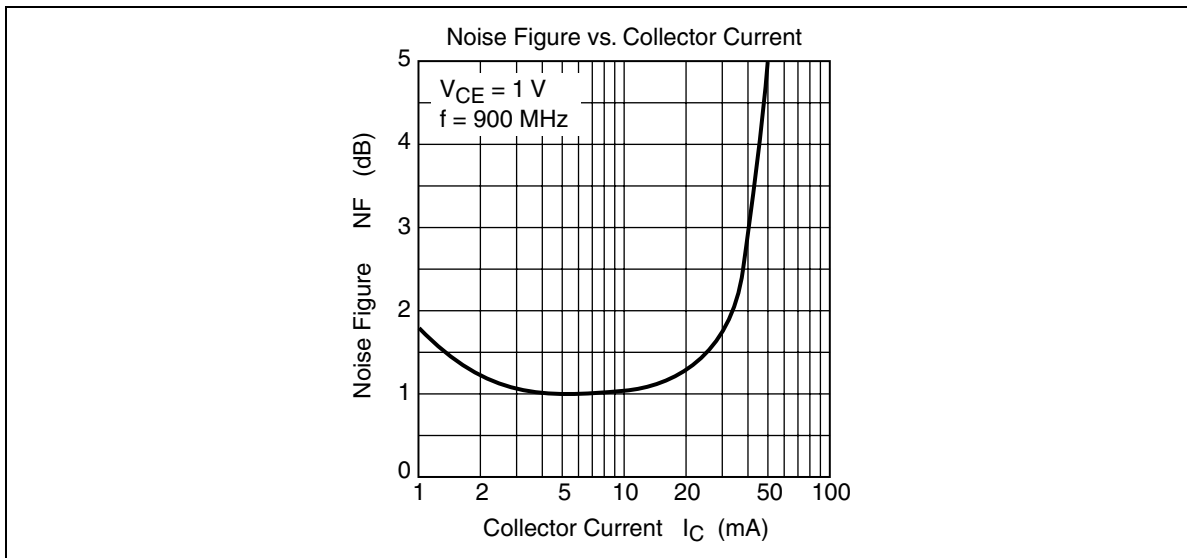
(Ta = 25°C)

Item	Symbol	Min	Typ	Max	Unit	Test conditions
Collector to base breakdown voltage	$V_{(BR)CBO}$	15	—	—	V	$I_C = 10 \mu A, I_E = 0$
Collector cutoff current	I_{CBO}	—	—	0.1	μA	$V_{CB} = 15 V, I_E = 0$
Collector cutoff current	I_{CEO}	—	—	1	μA	$V_{CE} = 4 V, R_{BE} = \text{Infinite}$
Emitter cutoff current	I_{EBO}	—	—	0.1	μA	$V_{EB} = 0.8 V, I_C = 0$
DC current transfer ratio	h_{FE}	100	120	150	—	$V_{CE} = 1 V, I_C = 5 mA$
Reverse transfer capacitance	C_{re}	—	0.2	—	pF	$V_{CE} = 1 V, \text{Emitter ground}, f = 1 MHz$
Collector output capacitance	C_{ob}	—	0.4	0.7	pF	$V_{CB} = 1 V, I_E = 0, f = 1 MHz$
Gain bandwidth product	$f_T(1)$	8	11	—	GHz	$V_{CE} = 1V, I_C = 5 mA$
Gain bandwidth product	$f_T(2)$	—	15	—	GHz	$V_{CE} = 1V, I_C = 20 mA$
Forward transmission coefficient	$ S_{21} ^2$	14	17	—	dB	$V_{CE} = 1 V, I_C = 5 mA, f = 900 MHz$
Noise figure	NF	—	1.0	1.7	dB	$V_{CE} = 1 V, I_C = 5 mA, f = 900 MHz, \Gamma_S = \Gamma_L = 50 \Omega$

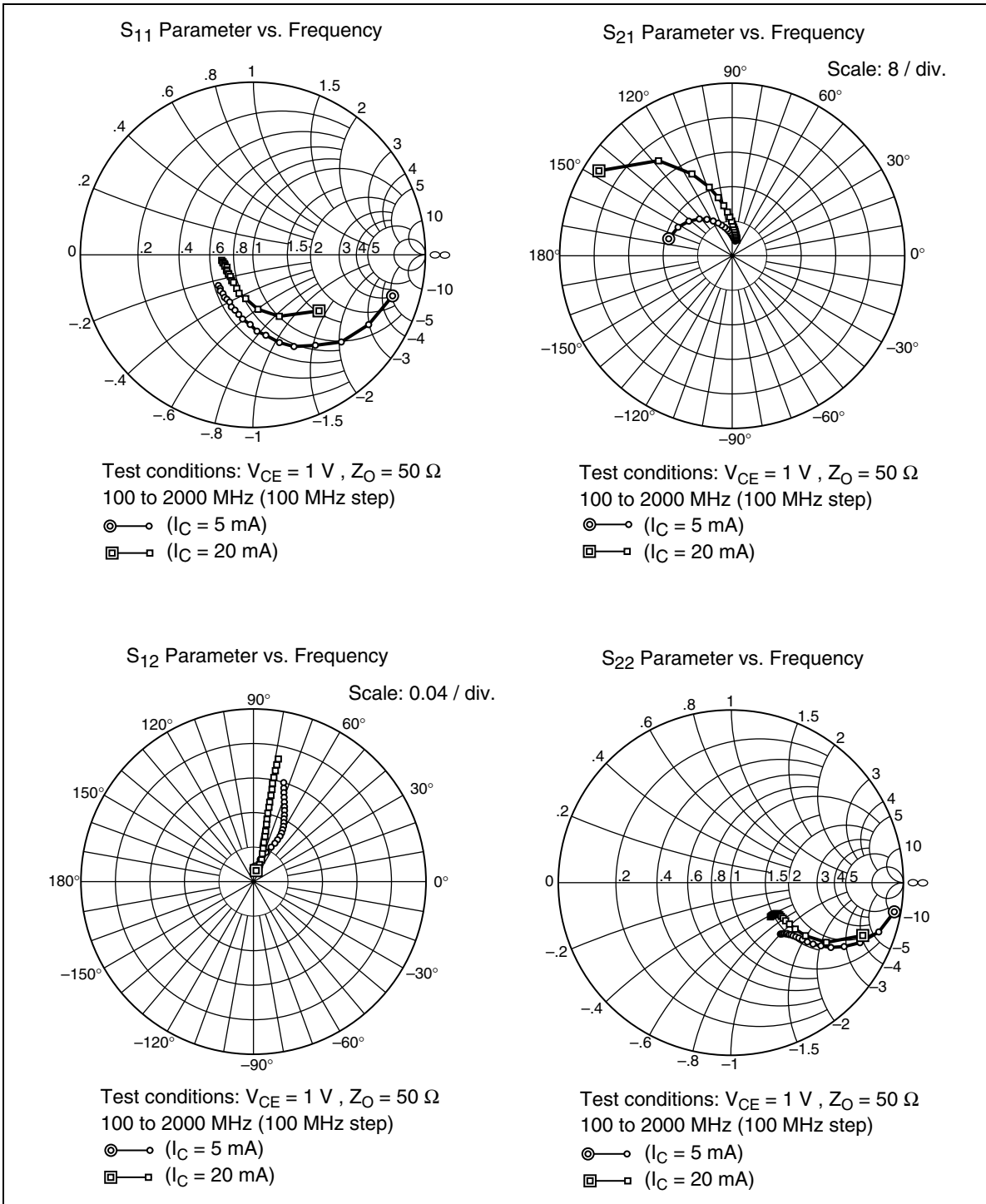


2SC5812





2SC5812



S Parameter

($V_{CE} = 1\text{ V}$, $I_C = 5\text{ mA}$, $Z_0 = 50\ \Omega$)

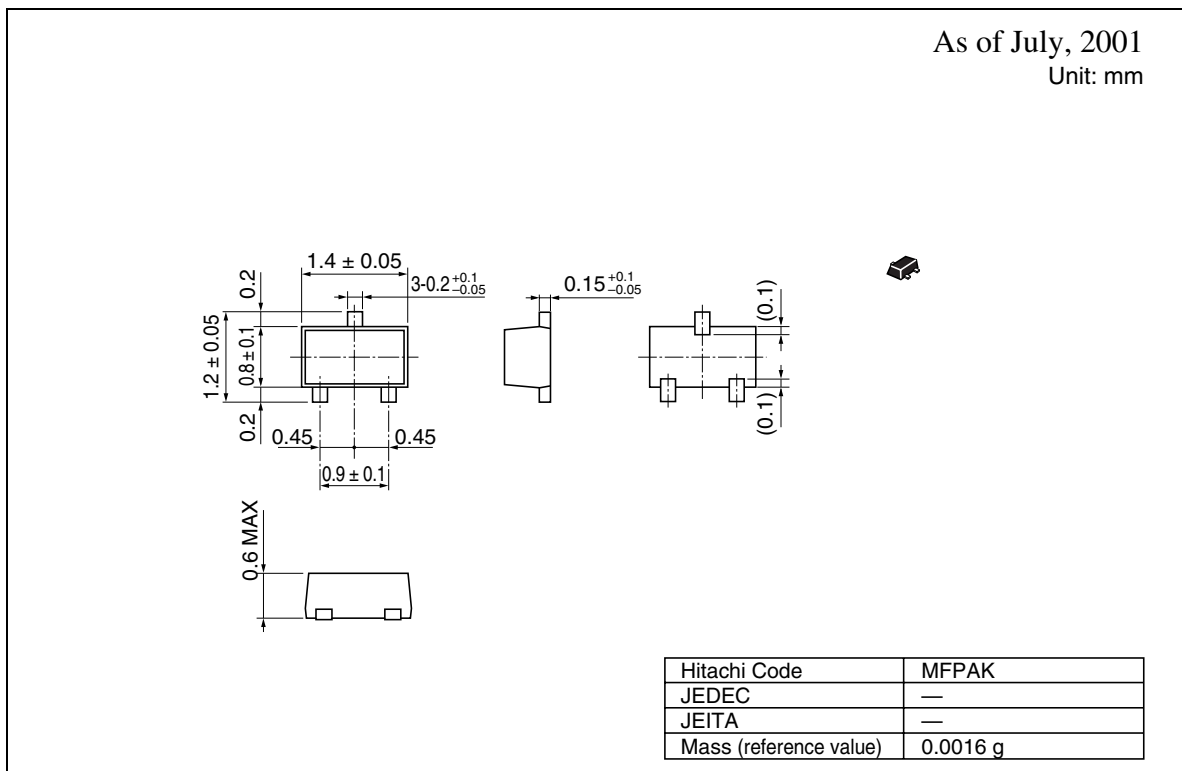
f (MHz)	S11		S21		S12		S22	
	MAG	ANG	MAG	ANG	MAG	ANG	MAG	ANG
100	0.842	-16.3	15.23	164.9	0.015	80.2	0.963	-10.1
200	0.783	-31.7	14.17	152.2	0.027	72.9	0.904	-18.4
300	0.719	-44.6	12.84	141.4	0.037	66.8	0.826	-24.9
400	0.637	-55.4	11.41	131.8	0.045	62.9	0.754	-29.4
500	0.582	-65.9	10.25	124.8	0.051	60.8	0.691	-32.9
600	0.531	-73.2	9.16	118.6	0.056	60.1	0.638	-35.0
700	0.472	-80.9	8.22	113.1	0.061	59.7	0.595	-36.7
800	0.443	-87.0	7.49	108.9	0.065	60.0	0.561	-37.7
900	0.404	-92.3	6.80	104.6	0.069	60.7	0.530	-38.5
1000	0.377	-99.2	6.26	101.0	0.073	61.5	0.508	-39.1
1100	0.355	-103.4	5.80	98.1	0.077	62.8	0.490	-39.7
1200	0.337	-108.0	5.38	94.8	0.081	64.1	0.474	-40.4
1300	0.327	-112.6	5.04	92.4	0.085	65.0	0.461	-40.8
1400	0.305	-116.3	4.71	90.1	0.090	66.4	0.452	-41.7
1500	0.299	-120.3	4.45	87.7	0.094	67.5	0.440	-42.0
1600	0.297	-123.8	4.20	86.0	0.099	68.5	0.437	-42.8
1700	0.284	-127.7	3.98	83.6	0.104	70.0	0.428	-43.4
1800	0.282	-132.2	3.80	81.7	0.109	71.1	0.423	-44.3
1900	0.272	-134.3	3.62	79.8	0.114	72.0	0.418	-45.3
2000	0.268	-138.4	3.47	77.9	0.120	73.0	0.414	-46.0

2SC5812

($V_{CE} = 1 \text{ V}$, $I_C = 20 \text{ mA}$, $Z_o = 50 \Omega$)

f (MHz)	S11		S21		S12		S22	
	MAG	ANG	MAG	ANG	MAG	ANG	MAG	ANG
100	0.502	-40.3	36.64	147.5	0.013	76.3	0.824	-21.8
200	0.388	-66.7	27.85	127.8	0.021	70.3	0.653	-32.0
300	0.317	-84.6	21.13	116.2	0.027	69.3	0.531	-35.4
400	0.257	-99.2	16.75	108.5	0.034	72.2	0.460	-35.8
500	0.237	-109.6	13.87	103.5	0.040	73.6	0.416	-35.2
600	0.216	-115.5	11.77	99.5	0.047	75.0	0.387	-34.8
700	0.195	-125.0	10.19	96.1	0.054	75.6	0.367	-34.1
800	0.193	-129.2	9.00	93.5	0.060	76.3	0.352	-33.7
900	0.181	-135.9	8.03	90.8	0.068	77.1	0.340	-33.2
1000	0.179	-141.0	7.26	88.8	0.074	77.7	0.333	-33.3
1100	0.178	-142.4	6.66	86.8	0.081	78.1	0.326	-33.7
1200	0.176	-147.8	6.12	84.7	0.088	78.2	0.321	-34.0
1300	0.176	-150.0	5.68	83.2	0.094	78.4	0.317	-34.5
1400	0.166	-154.2	5.32	81.7	0.102	78.5	0.314	-35.1
1500	0.175	-158.0	4.97	80.0	0.109	78.6	0.311	-36.0
1600	0.172	-159.7	4.70	78.7	0.116	79.0	0.309	-36.8
1700	0.172	-162.4	4.43	77.0	0.123	78.9	0.307	-37.6
1800	0.179	-164.9	4.21	75.7	0.131	78.8	0.305	-38.6
1900	0.177	-166.8	4.01	74.3	0.138	78.7	0.304	-39.7
2000	0.183	-169.9	3.83	72.8	0.145	78.5	0.303	-40.8

Package Dimensions



2SC5812

Disclaimer

1. Hitachi neither warrants nor grants licenses of any rights of Hitachi's or any third party's patent, copyright, trademark, or other intellectual property rights for information contained in this document. Hitachi bears no responsibility for problems that may arise with third party's rights, including intellectual property rights, in connection with use of the information contained in this document.
2. Products and product specifications may be subject to change without notice. Confirm that you have received the latest product standards or specifications before final design, purchase or use.
3. Hitachi makes every attempt to ensure that its products are of high quality and reliability. However, contact Hitachi's sales office before using the product in an application that demands especially high quality and reliability or where its failure or malfunction may directly threaten human life or cause risk of bodily injury, such as aerospace, aeronautics, nuclear power, combustion control, transportation, traffic, safety equipment or medical equipment for life support.
4. Design your application so that the product is used within the ranges guaranteed by Hitachi particularly for maximum rating, operating supply voltage range, heat radiation characteristics, installation conditions and other characteristics. Hitachi bears no responsibility for failure or damage when used beyond the guaranteed ranges. Even within the guaranteed ranges, consider normally foreseeable failure rates or failure modes in semiconductor devices and employ systemic measures such as fail-safes, so that the equipment incorporating Hitachi product does not cause bodily injury, fire or other consequential damage due to operation of the Hitachi product.
5. This product is not designed to be radiation resistant.
6. No one is permitted to reproduce or duplicate, in any form, the whole or part of this document without written approval from Hitachi.
7. Contact Hitachi's sales office for any questions regarding this document or Hitachi semiconductor products.

Sales Offices

HITACHI

Hitachi, Ltd.

Semiconductor & Integrated Circuits
Nippon Bldg., 2-6-2, Ohte-machi, Chiyoda-ku, Tokyo 100-0004, Japan
Tel: (03) 3270-2111 Fax: (03) 3270-5109

URL <http://www.hitachisemiconductor.com/>

For further information write to:

Hitachi Semiconductor
(America) Inc.
179 East Tasman Drive
San Jose, CA 95134
Tel: <1> (408) 433-1990
Fax: <1> (408) 433-0223

Hitachi Europe Ltd.
Electronic Components Group
Whitebrook Park
Lower Cookham Road
Maidenhead
Berkshire SL6 8YA, United Kingdom
Tel: <44> (1628) 585000
Fax: <44> (1628) 585200

Hitachi Europe GmbH
Electronic Components Group
Dornacher Straße 3
D-85622 Feldkirchen
Postfach 201, D-85619 Feldkirchen
Germany
Tel: <49> (89) 9 9180-0
Fax: <49> (89) 9 29 30 00

Hitachi Asia Ltd.
Hitachi Tower
16 Collyer Quay #20-00
Singapore 049318
Tel : <65>-538-6533/538-8577
Fax : <65>-538-6933/538-3877
URL : <http://semiconductor.hitachi.com.sg>

Hitachi Asia Ltd.
(Taipei Branch Office)
4/F, No. 167, Tun Hwa North Road
Hung-Kuo Building
Taipei (105), Taiwan
Tel : <886>-(2)-2718-3666
Fax : <886>-(2)-2718-8180
Telex : 23222 HAS-TP
URL : <http://www.hitachi.com.tw>

Hitachi Asia (Hong Kong) Ltd.
Group III (Electronic Components)
7/F., North Tower
World Finance Centre,
Harbour City, Canton Road
Tsim Sha Tsui, Kowloon Hong Kong
Tel : <852>-(2)-735-9218
Fax : <852>-(2)-730-0281
URL : <http://semiconductor.hitachi.com.hk>

Copyright © Hitachi, Ltd., 2001. All rights reserved. Printed in Japan.

Colophon 5.0